

## Feedback Analysis summary 2019-20

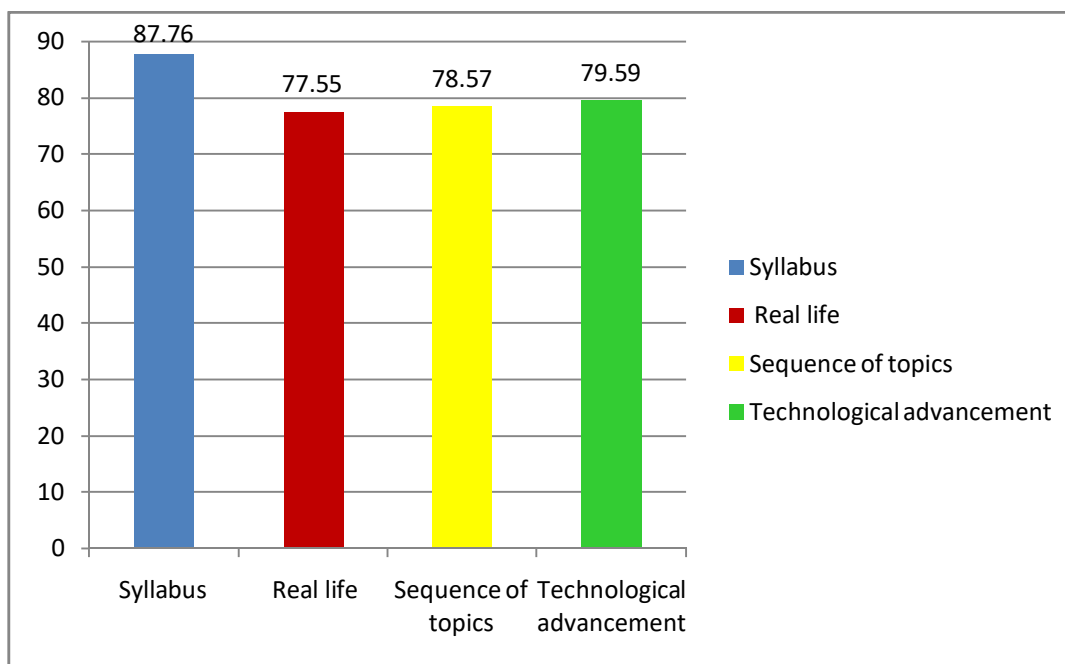
Student feedback is essential for teachers and academic institutes to improve continuously. So, G. S. Science, Arts and Commerce college Khamgaon have taken online feedback from the students on curriculum, faculties performance, Infrastructure and Library facilities. Many of the students responded well and gave proper feedback.

### ❖ Student feedback on curriculum

#### 1. Feedback of curriculum by student

**Table No. 1**

Related Work	Excellent	Very good	Average	Poor	Positive response	Total
Syllabus	54	32	10	02	87.76	98
Relevance to real life	31	45	22	00	77.55	
Sequence of topics	31	46	19	02	78.57	
Elective in relation to technological advancement	50	28	18	02	79.59	



- ❖ 87.76% of the respondents are of the opinion that the current syllabus is satisfactory in size.
- ❖ 77.57% respondents feel that the given syllabus is relevant to the real life.
- ❖ 78.57% students are of the opinion that the sequence of the topics in the syllabus is well managed.
- ❖ Regarding technological advancement, 79.57% respondents rated the syllabus as effective and up to the mark.

**TableNo.2**

	Vast	Manageable	Short	Too short	Positive response
Size of the syllabus	07	76	12	03	77.55
	Surely	May be	Some what	Not at all	
Carrier oriented	58	28	09	03	59.18
	Yes	No	Need More	Not sure	
Practical Hours	71	10	08	09	72.45

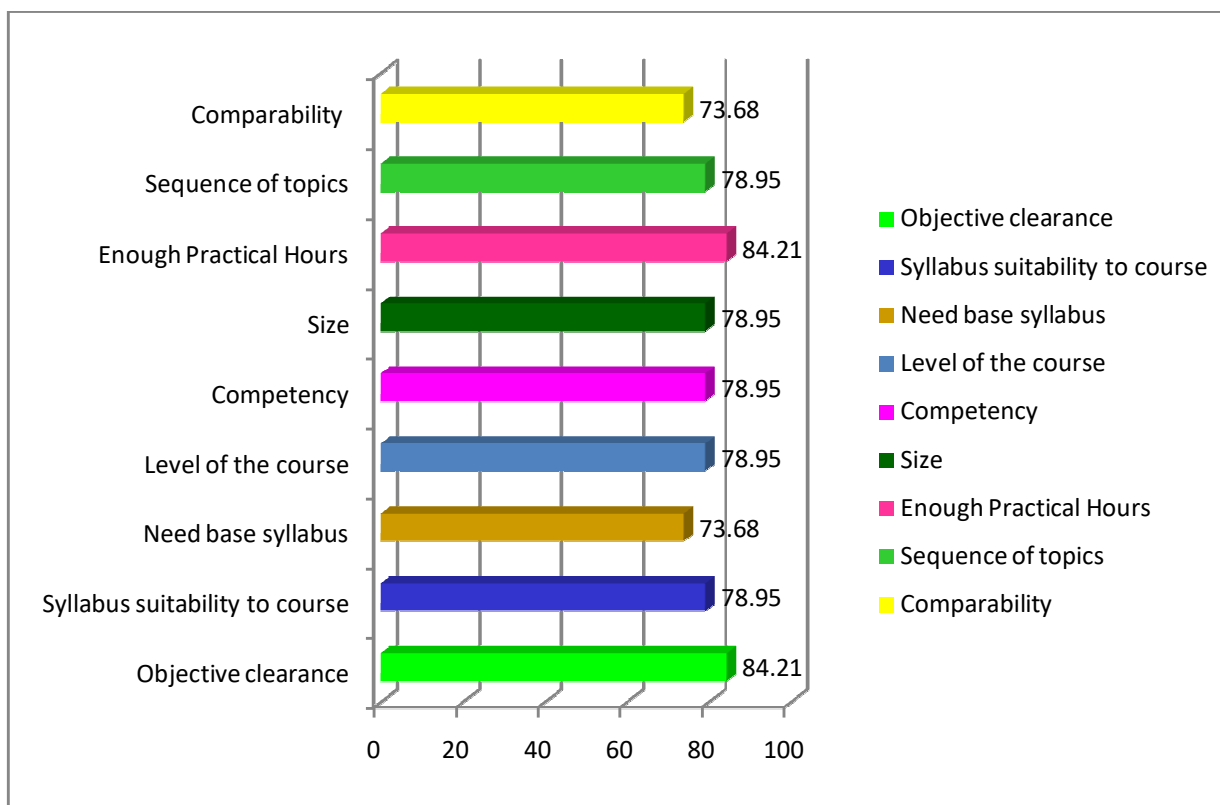
- ❖ 77.55% respondents are of the opinion that the size of the syllabus is manageable throughout the semester.
- ❖ About 59.18% respondents say that the given syllabus is career oriented.
- ❖ 72.45% respondents are of the opinion that there are enough practical hours in order to complete the syllabus.

## 2. Teacher feedback on curriculum

The teacher's feedback on curriculum is compiled in the table given below:

**Table No. 3: Feedback of curriculum by the teachers**

	Highly clear	Clear	Partly Clear	Not clear	Positive Response
Objective clearance	04	12	01	02	84.21
	Highly	Suitable	Partly	Not suitable	
Syllabus suitability to course	06	09	02	02	78.95
	Strongly agree	Agree	Partly agree	disagree	
Need based syllabus	03	11	03	02	73.68
	Too High	High	Low	Too low	
Level of the course	02	13	03	01	78.95
	Excellent	Very good	Always	Poor	
Competency	05	10	02	02	78.95
	Vast	Manageable	Short	Too short	
Size	04	15	00	00	78.95
	Yes	No	Need more	Not sure	
Enough Practical Hours	16	02	00	01	84.21
	Excellent	Very good	Average	Poor	
Sequence of topics	07	08	03	01	78.95
	Superior	At par	Inferior	Can't say	
Comparison with other universities	01	03	01	14	73.68



- ❖ Among the respondents 84.21% teachers are of the opinion that the the syllabus has clear objectives.
- ❖ 78.95% teachers agree that the syllabus suits the course.
- ❖ About 73.68% teachers observed that the current syllabus is need-based.
- ❖ 78.95% of teachers are satisfied with the level, competence and size of the syllabus.
- ❖ 84.21% teachers feel that there are enough practical hours to complete the syllabus of the course.
- ❖ 78.95% teachers are of the opinion that sequence of topics in the syllabus is proper.

### 3. Feedback on curriculum by Alumni and Employer:???

#### ❖ Feedback of students on Teachers

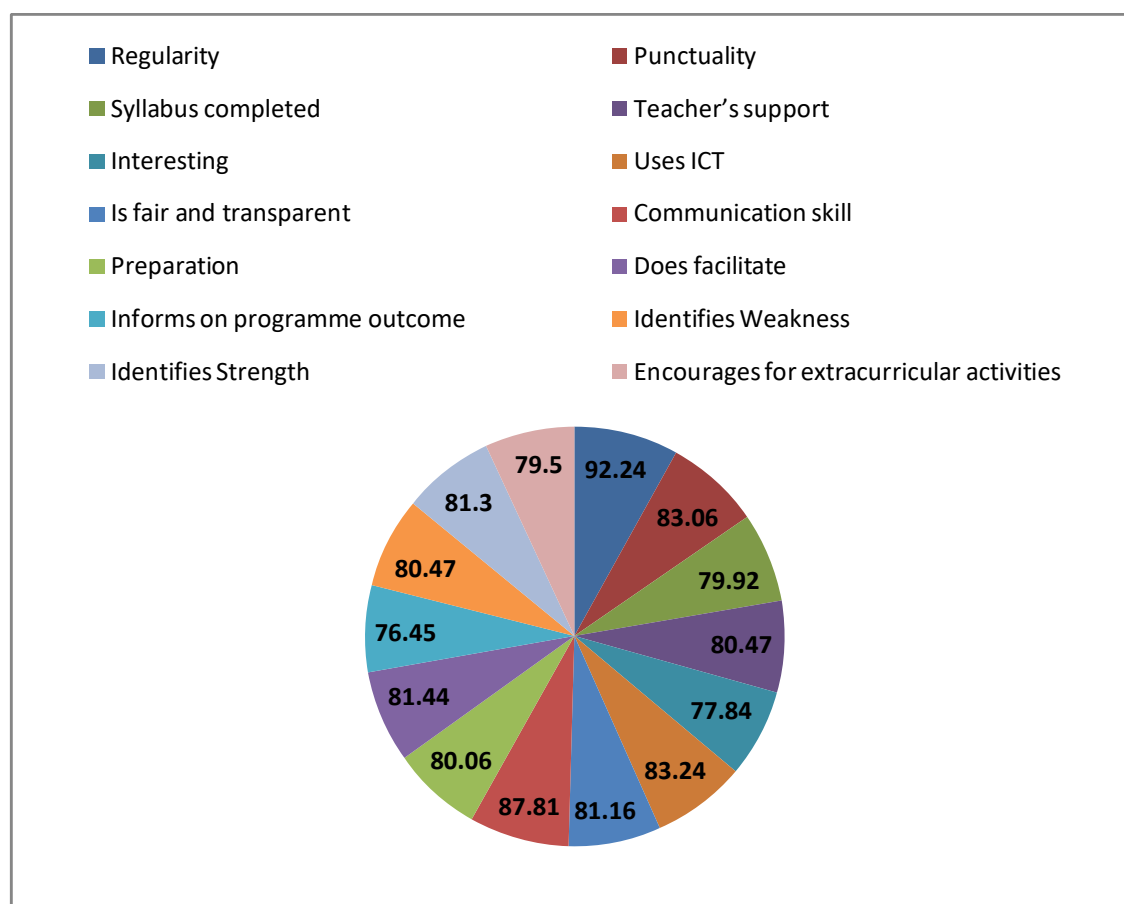
The feedback of students on teachers is compiled in the table given below. 722 students have given feedback on the teachers.

**Table No.4: Feedback of teachers by students**

Total respondents: - 722

	Mostly	Always	Sometimes	Never	Positive response
Regularity	459	207	29	27	92.24
Punctuality	400	198	89	35	83.06
Syllabus completed	459	118	76	69	79.92
Teacher's support	462	119	75	66	80.47
Interesting	450	112	105	55	77.84
Uses ICT	362	239	71	50	83.24
Is fair and transparent	388	198	66	70	81.16
	Excellent	Very good	good	Average	

Communication skill	262	200	172	88	87.81
	Thoroughly	Satisfactorily	Poorly	Indifferently	
Preparation	258	320	60	84	80.06
	Significantly	Very well	Moderately	Marginally	
Does facilitate	209	379	76	58	81.44
	Regularly	Usually	Occasionally	Rarely	
Informs on programme outcome	292	260	92	78	76.45
Identifies Weakness	369	212	63	78	80.47
	Fully	Reasonably	Slightly	Partially	
Identifies Strength	369	218	78	57	81.30
	Strongly agree	Agree	Disagree	Neutral	
Encourages for extracurricular activities	369	205	70	78	79.50



❖ According to the students, about 92.24% faculties are regular in their work.

- ❖ More than 75% of the students responded positively with regard to the regularity, punctuality, completion of syllabus by the teachers, and their support to the students, use of ICT, ability to make the teaching-learning interesting as well as their fairness and transparency.
- ❖ About 83.24% teachers make use of ICT to teach the students.
- ❖ 80.06% faculties prepare well to complete the course contents.
- ❖ About 87.81% teachers have good communication skills.
- ❖ 80.47% and 81.30% teachers identify strengths and weaknesses of the students and motivate them to overcome their weaknesses and increase their strengths.
- ❖ 76.45% teachers always inform the student about the programme outcome and motivate them to achieve the programme outcomes.
- ❖ More than 79.50% of the students responded that they are encouraged for extra-curricular activities.
- ❖ The feedback of the students about the teachers leads to the conclusion that they are very much satisfied with the teachers and the way they complete the syllabus and encourage other activities.

### Suggestions by the students

- Most of the students are satisfied with the teachers.
- Need to encourage cultural activities.

The analysis of the teachers by the students has been shown in the following bar plot. The heights of the bars show that the students are satisfied with teachers' activities for the students.

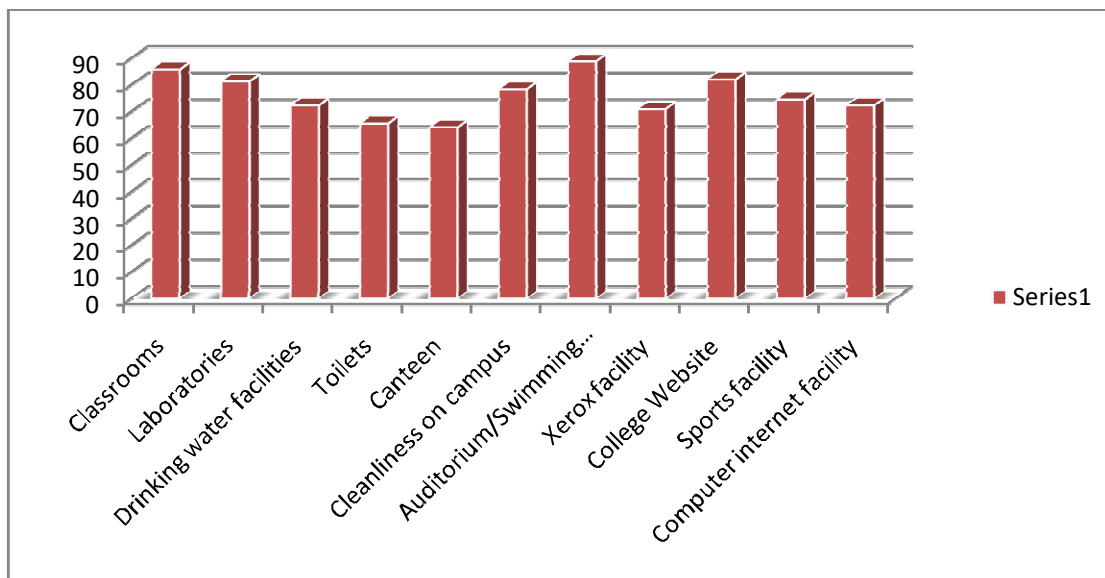
### ❖ Students feedback on infrastructure

The feedback of students on infrastructure is compiled in the following table. About 134 students have given feedback on infrastructure.

**Table No.5: Feedback on Infrastructure by students**

Total respondents:- 134

	Excellent	Very good	Average	Poor	Positive response
Classrooms	52	63	15	04	85.82
Laboratories	33	76	17	08	81.34
Drinking water facilities	35	62	25	12	72.39
Toilets	38	50	24	22	65.67
Canteen	28	58	36	12	64.18
Cleanliness on campus	36	69	20	09	78.36
Auditorium/Swimming pool/Indoor stadium	59	60	11	04	88.81
Xerox facility	23	72	27	12	70.90
College Website	46	64	17	07	82.09
Sports facility	36	64	20	14	74.63
	Excellent	Very good	Average	Not sure	
Computer internet facility	36	61	24	13	72.39



- ❖ It is observed that more than 81% respondents are of the opinion that classrooms and laboratories are up to the mark.
- ❖ More than 70% students are satisfied with the drinking water facilities provided by the institution.
- ❖ Nearly 78.36% students think that the college campus is kept clean always.
- ❖ 74.63% students are very much happy with the sports facilities provided to them.
- ❖ The institution has a college website. College website is the mirror of all the college activities. Thus, 82.09% of students are happy with the college website.
- ❖ 88.81% students are of the opinion that Auditorium/swimming pool and Indoor stadium are well maintained.
- ❖ The percentages of the students who are satisfied with the Xerox facility and internet facility are 70.90% and 72.39% respectively.
- ❖ Respectively, 64.18% and 65.67% students are satisfied with the canteen and Toilet facilities provided to them.

However, for the improvement of the institution we always welcome the suggestions given by the students. The following are the few suggestions given by the students about infrastructure.

#### **Suggestions by the student to improve infrastructural facility**

- Drinking water facility for Hostel should be improved.
- Sport and Gymnasium facilities should also be improved.
- Classroom seating arrangement and Fans should be maintained
- For Mathematics class, a Lecture Hall is required
- Cleaning of all classrooms should be done regularly.
- More laboratories should be built.
- There should be basins for washing hands in the Toilet

#### **❖ Students feedback on library**

The feedback from the students in regard of the library is compiled in Table No.3. 151 respondents have given their responses about the library.

#### **Table No.6**

Total respondents:- 151

	More than sufficient	Sufficient	Just sufficient	Inadequate	Positive Response
Number of books	21	103	20	07	82.12
Number of magazines	17	105	21	08	80.79
Availability of old Question Papers	19	101	24	07	79.47
	Excellent	Very good	Average	Poor	
Issue facility	87	39	18	07	83.44
Reading room	81	54	08	08	89.40
OPAC	24	97	20	10	80.13
Library Xerox	21	90	30	10	73.51
Library Internet	85	31	24	11	76.82
	Highly Suitable	Suitable	Moderately Suitable	Not suitable	
Timing is suitable	40	94	13	04	88.74
	Cooperative	Polite	Non cooperative	Rude	
Library staff behavior	101	34	09	07	89.40

The analysis of the data of the feedback from students on various aspects of the library is recorded as follows:

- ❖ The proportion of students satisfied in view of number of magazines and number of books in the college library are more than 80%.
- ❖ About 83.44% and 89.40% respondents are satisfied with the book issue facility and access time of the library respectively.
- ❖ 88.74% students say that the library time is suitable for them.
- ❖ 80.13%,73.51%.76.82% respondents are happy with the OPAC, reprography and internet facilities respectively .
- ❖ The percentage of the students satisfied with the behavior of the library staff with them is 89.40%.

#### Suggestions from the student for improvement of library

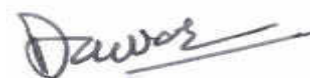
- Employment News should be subscribed in the library
- Furniture in the reading room should be improved.
- Internal qualities should be developed
- Drinking water facility is required in the library
- Reading room space should be increased.
- Library hours should be extended on Saturday.
- Internet and Xerox facilities should be improved



**Dr P V Ubale**  
In-charge



**Dr H S Chandak**  
Coordinator, IQAC



**Dr. D. S. Talwankar**  
Principal

## Feedback Analysis summary (Overall) 2019-20

The objective of this feedback exercise is to correctly gauge the impact of all the effort taken by the institution. Our college is committed to continuous development of each and every part in educational system. So, IQAC has designed online as well as offline feedback system to involve all the students to give feedback on the curriculum, infrastructure, library and teachers.

IQAC conducted various surveys and sessions to seek feedback from the students on curriculum, Infrastructure, Library etc. They collect and analyze the feedback received and make suggestions to administration so as to initiate the action for improvement. The process of obtaining feedback is to get result in the involvement of relevant students in building the document and plan for the betterment of the institute. The feedback activity includes

1. Feedback on curriculum by the student
2. Feedback on curriculum by the teachers
3. Feedback on Teachers by the students
4. Feedback on infrastructure by the students
5. Feedback on infrastructure by the students

### Methodology:

- Feedback on curriculum is collected from the students by uploading the Feedback Forms at the institutional website. It is collected online and brought to the IQAC for its analysis. The Statistical data is handed over to the Feedback committee. Further suggestions are incorporated by departments, college Council and governing body.
- The teachers or peers also give their feedback which is available on the server and the received data gets forwarded to the authorities for further action.
- Online surveys: There was a web-based survey conducted using <https://gsck.ac.in/Gsckpro/feedback.html>
- The questionnaire had both quantitative and open-end questions.

### Analysis

The feedback received from this process was used in making the document and further action plan for the institute. A summary of both the online and offline quantitative and qualitative (suggestions) feedback collected from students, faculty and the key findings is reported to the management during the IQAC meeting.

### Key finding are as follows:

1. Introduce new courses which are relevant to our society, employment and economic development in the respective areas.
2. Special programs/ events should be organized for personality Development/soft-skills/competitive examination.
3. For the ease of understanding of the student many aspects of academics should be developed. So the faculty should take initiative and share information that would be beneficial for the student.
4. Curriculum needs to be effective.
5. New PG courses can be introduced in science faculty

### Action taken report


1. Structured Tutor-Ward system is to be implemented to in order to be connected with the student.
2. The personality Development/soft-skills/ coaching for competitive examinations are being organized through Career and Counseling cell.
3. Various add on courses were started to make curriculum more effective.
4. Cafeteria has been modified with all facilities.
5. Internet facility with high band width has been provided for the students.
6. Proposal to introduce MSc Mathematics will be submitted to the Government and university.



**Dr P V Ubale**  
In-charge



**Dr H S Chandak**  
Coordinator, IQAC



**Dr. D. S. Talwankar**  
Principal

Principal  
G.S.Sci., Arts & Commerce  
College, Khamgaon-444303