


G S Science, Arts and Commerce College, Khamgaon

**2.6.3 Pass percentage of Students during last five years**

**Additional file**

**List of supporting documents**

<b>Sr. No</b>	<b>Details</b>
<b>1</b>	Certified report from Head of the institution indicating pass percentage of students of the final year
<b>2</b>	Result sheet published by the affiliating university (Tabulation Register)




Digitally signed by Dr  
Dhananjay S. Talwankar,  
Principal, G S Science, Arts  
and Commerce College,  
Khamgaon  
Date: 2024.04.20 17:05:25  
+05'30'

### Certified report of pass percentage of last Five Years

Following is the result analysis of the final year examination of the last five years . This analysis is extracted from the Tabulation register of the affiliating University.

Program Code	Program Name	Number of students appeared in the final year examination	Number of students passed in final year examination	Pass Percentage
<b>2022-2023</b>				
BA	B.A.	146	31	21.23
BCOM	B.Com	324	196	60.49
BSC	B.Sc.	238	130	54.62
BCA	B.C.A.	58	24	41.38
BVOC	B.Voc	24	20	83.33
MA-ECO	M.A.ECO	49	23	46.94
MA-ENG	M.A.ENG	16	13	81.25
MA-MAR	M.A.MAR	58	27	46.55
MA-HIN	M.A.HIN	17	6	35.29
MCOM	M.Com	169	130	76.92
MSC-CPS	M.Sc CPS	22	8	36.36
MSC-ZOO	M.Sc ZOO	28	16	57.14
MSC-CHE	M.Sc CHE	26	5	19.23
MSC-MTH	M.Sc. Math	52	47	90.38
DTAX	D.Tax.	34	5	14.71
<b>2021-2022</b>				
BA	B.A.	125	62	49.60
BCOM	B.Com	348	193	55.46
BSC	B.Sc.	281	212	75.44
BCA	B.C.A.	64	33	51.56
MA-ECO	M.A.ECO	102	50	49.02
MA-ENG	M.A.ENG	33	6	18.18
MA-MAR	M.A.MAR	54	43	79.63
MA-HIN	M.A.HIN	30	28	93.33
MCOM	M.Com	207	173	83.57
MSC-CPS	M.Sc CPS	26	9	34.62
MSC-ZOO	M.Sc ZOO	28	19	67.86
MSC-CHE	M.Sc CHE	31	9	29.03
DTAX	D.TAX	69	20	28.99
<b>2020-2021</b>				
BA	B.A.	95	84	88.42
BCOM	B.Com	295	274	92.88
BSC	B.Sc.	314	313	99.68
BCA	B.C.A.	50	50	100.00
MA-ECO	M.A.ECO	71	70	98.59
MA-ENG	M.A.ENG	31	29	93.55
MA-MAR	M.A.MAR	41	37	90.24
MA-HIN	M.A.HIN	12	12	100.00
MCOM	M.Com	159	134	84.28
MSC-CPS	M.Sc CPS	23	23	100.00
MSC-ZOO	M.Sc ZOO	25	25	100.00
MSC-CHE	M.Sc CHE	27	27	100.00
DTAX	D.TAX	48	47	97.92

Program Code	Program Name	Number of students appeared in the final year examination	Number of students passed in final year examination	Pass Percentage
<b>2019-2020</b>				
BA	B.A.	56	54	96.43
BCOM	B.Com	184	181	98.37
BSC	B.Sc.	263	258	98.10
BCA	B.C.A.	23	23	100.00
MA-ECO	M.A.ECO	45	42	93.33
MA-ENG	M.A.ENG	2	2	100.00
MA-MAR	M.A.MAR	43	37	86.05
MA-HIN	M.A.HIN	3	3	100.00
MCOM	M.Com	91	90	98.90
MSC-CPS	M.Sc CPS	18	18	100.00
MSC-ZOO	M.Sc ZOO	24	24	100.00
MSC-CHE	M.Sc CHE	23	23	100.00
DTAX	D.TAX	34	33	97.06
<b>2018-2019</b>				
BA	B.A.	115	29	25.22
BCOM	B.Com	298	185	62.08
BSC	B.Sc.	226	156	69.03
BCA	B.C.A.	30	18	60.00
MA-ECO	M.A.ECO	38	16	42.11
MA-ENG	M.A.ENG	5	0	0.00
MA-MAR	M.A.MAR	19	4	21.05
MA-HIN	M.A.HIN	4	3	75.00
MCOM	M.Com	99	73	73.74
MSC-CPS	M.Sc CPS	20	16	80.00
MSC-ZOO	M.Sc ZOO	18	6	33.33
MSC-CHE	M.Sc CHE	18	9	50.00
DTAX	D.TAX	42	23	54.76



Digitally signed by Dr  
Dhananjay S. Talwankar,  
Principal, G S Science, Arts  
and Commerce College,  
Khamgaon  
Date: 2024.04.20 16:56:01  
+05'30'

College Code & Name :- 0 301 - G.S.Science ,Arts And Commerce College, Khamgaon

Name of the Candidate	W/H	Sub1	Sub2	Sub3	Sub4	Sub5	Sub6	Sub7	Sub8	Sub9	Sub10	Sub11	Sub12	Mark Obt.	Aggr Total	Result	Div.
Mother's Name														450			
Cen CatClg Med Sex																	

RESULT STATISTICS FOR THE COLLEGE

	Total	Fresh	Exm	Boys	Girls	Division	%	Result Withheld	Failure
Appeared	238	238	0	73	165	1st	37.81	By Office W/O	0
Pass	130	130	0	30	100	2nd	16.80	At Tabulation W/T	0
Pass %	54.62	54.62	0	41.09	60.60	3rd	0	Unfair Means W/U	0
								By Enroll No W/E	0
								By ATKT No W/A	50
								Deleted	0
								With Exemption	103

Subjectwise Statistics Of Appeared And Pass %

STS	49	44	89.80
CPS	49	36	73.47
CPV	14	10	71.43
MCB	37	25	67.57
MTH	124	106	85.48
PHY	89	46	51.69
CHE	154	91	59.09
ETC	35	20	57.14
BOT	83	56	67.47
ZOO	80	51	63.75







Tabulation Register

College Code & Name: 0 301 G.S.Science, Art & Commerce College, Khargson

M. SC. (COMPUTER SCIENCE) SEMESTER-IV (CBCS) (NEW) Summer 2023

Date 29-06-2023  
Page No 52

Roll No	Name of the Candidate	W/H	Sub1	Sub2	Sub3	Sub4	Sub5	Sub6	Sub7	Sub8	Sub9	Sub10	Sub11	Sub12	Mark Obt.	Result	
Enroll No	Can Cat Ctg	Med Sex	Remarks														
25959 1812231	VRUSHALI SHRIKRUSHNA FEGADE		2911	XMP	05	17	F	0	2912	XMP	16	17	F	0			
	315	0	301	E	F				2913	XMP	19	17	F	0			
						3007	XMF	95				2916	XMP	14	17	F	0
									AA	10	3008	XMF		93		AA 10	310

Div Marks (1):- 8.81 / 26/G-0 (2):- 5.35 / 26/G-0 (3):- 5.38 / 26/G-0 (4):- 2.31 / 6/G-0 (Min/Obt-Cr+Gis):- 104 / 84/ 84


RESULT STATISTICS FOR THE COLLEGE

Appeared	Total	Fresh	Exam	Boys	Girls	Division	%
22	22	0	5	17	I	3	
8	8	0	3	5	II	0	
Pass-%	36.36	36.36	0.00	60.00	29.41	III	0

Result WithHeld	Failure
By Office W/O	Deleted
At Tabulation W/T	With Exemption
Unfair Means W/U	
By Enroll No W/E	
By AITK No W/A	

Subjectwise Statistics Of Appeared And Pass % Counts

2911: 8/22 36.36%, 2912: 11/22 50.00%, 2913: 12/22 54.55%, 2916: 13/22 59.09%, 3007: 21/22 95.45%, 3008: 20/22 90.91%



2911: Artificial Intelligence 2912: Design & Analysis Of 2913: Network Security 2914: Mobile Communication 2915: Digital Image Process 2916: Software Testing 2933: Numerical Method & C.  
2934: Fuzzy Logic & Neural 3007: Lab-VII 3008: Project



Tabulation Register

M. SC. (CHEMISTRY) SEMESTER-IV (CBCS) (NEW) Summer 2023

Date 30-06-2023  
Page No. 93

College Code & Name: 0 301 G.S.Science, Art & Commerce College, Khambgaon

Roll No	Name of the Candidate	W/H	Sub1	Sub2	Sub3	Sub4	Sub5	Sub6	Sub7	Sub8	Sub9	Sub10	Sub11	Sub12	Earn D+A+U=Total Credit	Div	Mark Obt.
25429 172011165	UMAIR KHAN ABDUL WAHEED KHAN - 301 0 301 E M		2141 XMF 23 20 DD 4	2142 XMF 26 19 DD 4	2145 XMF 35 20 CC 6	2146 XMF 20 19 F 0	3007 XMF 97 AA 10 3008 XMF 99								99	AA 10	378
Div Marks (1):- 8.46 / 26/G-0 (2):- 6.35 / 26/G-0 (3):- 6.73 / 26/G-0 (4):- 5.00 / 21/G-0 (Min/Obt.-Cr/+Gis):- 104 / 99/ 99																	
25430 18301802	VISHAL MAHADEO HARAMKAR 301 0 301 E M		2141 XMP AA 14 F 0	2142 XMP AA 14 F 0	2145 XMP AA 14 F 0	2146 XMP AA 14 F 0	3008 AA								AA		56
Div Marks (1):- 8.23 / 26/G-0 (2):- 0.00 / 26/G-0 (3):- 0.00 / 26/G-0 (4):- 0.00 / 0/G-0 (Min/Obt.-Cr/+Gis):- 104 / 78/ 78																	

RESULT STATISTICS FOR THE COLLEGE

Appeared	Total	Fresh	Exm	Boys	Girls	Division	%	Result WithHeld	Failure
26	26	0	7	19	I	3	By Office W/O	0	Deleted
5	5	0	0	5	II	0	At Tabulation W/T	0	With Exemption
Pass-%	19.23	19.23	0.00	0.00	26.32	III	Unfair Means W/U	0	21
							By Enroll No W/E	0	
							By ATKT No W/A	1	

Subjectwise Statistic Of Appeared And Pass % Counts

2141: 14/26 53.85%, 2142: 14/26 53.85%, 2145: 14/26 53.85%, 2146: 6/26 23.08%, 3007: 23/26 88.46%, 3008: 23/26 88.46%

2141: Spectroscopy-II .2142: General Analytical C.2143: Inorganic Chemistry(Or.2147: Physical Chemistry-I.2151: Analytical Chemistry.2149: Industrial Chemistr.  
2150: Industrial Chemistry.2152: Analytical Chemistry.2153: Organic Chemistry(Ap.2915: Digital Image Procs.2144: Inorganic Chemistry(2145: Organic Chemistry (Na.2148: Physical Chemistry-I.  
3007: Lab-VII .3008: Project

Tabulation Register

College Code & Name: 0301 G.S.Science, Art & Commerce College, Khambgan

M. SC. (ZOOLOGY) SEMESTER-IV (CBCS)(NEW) Summer 2023

Date: 29-06-2023  
Page No: 36


Roll No.	Name of the Candidate	W/H	Sub1	Sub2	Mark Obt.	Result
Enroll No.	Gen Cat/Ctg	Med Sex	Sub3	Sub4		Remarks
			Sub5	Sub6		Cr_GIS
			Sub7	Sub8		Signs/Credit/Gr
			Sub9	Sub10		Div
			Sub11	Sub12		

RESULT STATISTICS FOR THE COLLEGE

Appeared	Total	Fresh	Exam	Boys	Girls	Division	%	Result WithHeld	Failure
28	28	28	0	1	27	I	15	By Office W/O	Deleted
16	16	16	0	0	16	II	0	At Tabulation W/T	With Exemption
Pass-%	57.14	57.14	0.00	0.00	59.26	III	0	Unfair Means W/U	12
								By Enroll No W/E	
								By ATKT No W/A	

Subjectwise Statistics Of Appeared And Pass % Counts

2951: 17/28 60.71%, 2952: 22/28 78.57%, 2959: 28/28 100.00%, 2960: 18/28 64.29%, 3007: 28/28 100.00%, 3008: 28/28 100.00%



2951: Biochemistry .2952: Enzymology&Bionosis 2953: Molecular Biology-II 2959: Fisheries-III-Fish H 2957: Animal Physiology-II 2955: Entomology-III-Development 2956: Entomology-IV-Insect & .  
2954: Genetic Engineering .2958: Animal Physiology-IV.2960: Fisheries-IV-Fish Ra 2954: Molecular Biology-IV.3007: Lab-VII .3008: Project

College Code & Name: 0 301 G.S.Science ,Art & Commerce College, Khargone

Roll No.	Name of the Candidate	W/H	Sub1	Sub2	Sub3	Sub4	Sub5	Sub6	Sub7	Sub8	Sub9	Sub10	Sub11	Sub12	Mark Obt.	Result	
Roll No.	Can	Can	Med	Sex	Remarks	Sub1	Sub3	Sub5	Sub7	Sub9	Sub11	Sub12	Sub12	Sub12	Mark Obt.	Remarks	
															Cr_GIS	Sgs/Credit/Gr	Div
28045 18301754	VAISHANVI GAJANAN WANKHADE		3241	60	20	AB	9	3242	51	20	BB	8	3243	52	20	BB	8
	301	0	301	E	F								3244	51	20	BB	8
																	374
															8.40	25	AB
															Div Marks (1):- 7.20 / 25/G-0 (2):- 8.20 / 25/G-0 (3):- 6.20 / 25/G-0 (4):- 8.40 / 25/G-0 (Min/Obt-Cr+GIS):- 100 / 100/ 100		
28046 91604	VARSHARANI GOPAL CHAUDHARI		3241	65	20	AB	9	3242	60	20	AB	9	3243	59	20	BB	8
	301	0	301	E	F								3244	56	20	BB	8
																	406
															8.60	25	AB
															Div Marks (1):- 9.80 / 25/G-0 (2):- 8.40 / 25/G-0 (3):- 7.20 / 25/G-0 (4):- 8.60 / 25/G-0 (Min/Obt-Cr+GIS):- 100 / 100/ 100		
28047 18301701	VRUSHALI JAYPALSING JADHAO		3241	32	20	CD	5	3242	44	20	BC	7	3243	52	20	BB	8
	301	0	301	E	F								3244	58	20	BB	8
																	341
															7.20	25	BB
															Div Marks (1):- 7.20 / 25/G-0 (2):- 7.60 / 25/G-0 (3):- 5.60 / 25/G-0 (4):- 7.20 / 25/G-0 (Min/Obt-Cr+GIS):- 100 / 100/ 100		

RESULT STATISTICS FOR THE COLLEGE

	Total	Fresh	Exrn	Boys	Girls	Division	%	Result WithHeld			Failure	
								By Office W/O	At Tabulation W/T	Unfair Means W/U	By Enroll No W/E	By AITK No W/A
Appeared	52	52	0	11	41	I	30	0	0	0	0	0
Pass	47	47	0	8	39	II	1	0	0	0	0	5
Pass-%	90.38	90.38	0.00	72.73	95.12	III	0	0	0	0	0	5

Subjectwise Statistics Of Appeared And Pass % Counts

3241: 51/52 98.08%, 3242: 48/52 92.31%, 3243: 50/52 96.15%, 3244: 51/52 98.08%, 3245: 51/52 98.08%

3241: Functional Analysis- 3242: Partial Differential E. 3243: Numerical Analysis - 3244: Relativistic Cosmology 3245: Fluid Dynamics-II - 3246: Difference Equations 3247: Lie Groups  
3248: Numerical Method & C. 2834: Fuzzy Logic & Neural

College Code & Name: 0 301 G.S. Arts, Commerce & Science College, Khambgaon

Roll No	Name of the Candidate	WH	Mark Out										Result									
EnRoll No	Gen Cat	Clg	Med	Sex	Remarks	Sub1	Sub2	Sub3	Sub4	Sub5	Sub6	Sub7	Sub8	Sub9	Sub10	Sub11	Sub12	Remarks	Cr_OIS	Sgpa/Credit/Gr	Div	
20903	YOGITA BHAGWAN KOLHE					3121	38	20	P	4	0	10	3122	43	20	C	5	0	10	PASS		
1831558						3123	44	20	B	6	0	10	3125	48	20	B+	7	0	10	253		
	315	0.301	M	F																6.40	20	
																					7.10	I

Div Marks (1):- 9.40 / 20/G-0 (2):- 5.60 / 20/G-0 (3):- 7.00 / 20/G-0 (4):- 6.40 / 20/G-0

RESULT STATISTICS FOR THE COLLEGE

	Total	Fresh	Exam	Boys	Girls	Division	%	Result WithHeld	Failure
Appeared	49	49	0	10	39	I	15	By Office W/O	0
Pass	23	23	0	3	20	II	0	At Tabulation W/T	0
Pass-%	46.94	46.94	0.00	30.00	51.28	III	0	Unfair Means W/U	0
								By Enroll No W/E	0
								By ATKT No W/A	2
								Deleted	0
								With Exemption	26

Subjectwise Statistic Of Appeared And Pass % Counts

3121: 30/49 61.22%, 3122: 37/49 75.51%, 3123: 36/49 73.47%, 3125: 33/49 67.35%,

College Code & Name: 0 301 G.S. Arts, Commerce & Science College, Khargone.

Roll No	Name of the Candidate	W/H	Sub1	Sub2	Sub3	Sub4	Sub5	Sub6	Sub7	Sub8	Sub9	Sub10	Sub11	Sub12	Mark Obt	Result	
Enroll No.	Gen Cat	Cat	Med	Sex	Remarks	2231	2232	2233	2234	2235	2236	2237	2238	2239	Grp_Tot	Cr_GES	
															Total	Div	
20793 1831549	NISHA GIRISH JAISWAL					48	20	B+	7	O	10	2232	33	20	P 4	O 10	PASS
301	0 301	E	F			2233	40	17	C	5	A+	9	2236	46	B 6	A+ 9	241
															683	630 20	
																I	
															Div Marks (1):- 8.40 / 20/G-0 (2):- 6.00 / 20/G-0 (3):- 6.60 / 20/G-0 (4):- 6.30 / 20/G-0		
20794 833478	PRITYANKA ARUN GAIGOL					54	19	B+	7	O	10	2232	39	19	P 4	O 10	PASS
301	0 301	E	F			2233	47	17	B	6	A+	9	2236	54	B+ 7	A 8	263
															729	665 20	
																I	
															Div Marks (1):- 8.80 / 20/G-0 (2):- 6.80* / 20/G-0 (3):- 6.90 / 20/G-0 (4):- 6.65 / 20/G-0		
20795 17311164	RAJANI SANTOSH KALE					50	19	B+	7	O	10	2232	44	18	B 6	O 10	PASS
301	0 301	E	F			2233	46	13	B	6	B+	7	2236	52	B+ 7	A 8	256
															666	695 20	
																I	
															Div Marks (1):- 7.60 / 20/G-0 (2):- 5.80* / 20/G-0 (3):- 6.30 / 20/G-0 (4):- 6.95 / 20/G-0		
20797 815048	SEHWETA HEMANT SAKALKALE					28	19	P	4	O	10	2232	39	20	P 4	O 10	PASS
301	0 301	E	F	W/A		2233	39	15	P	4	A	8	2236	51	B+ 7	A 8	239
															499	560 20	
																I	
															Div Marks (1):- 8.00 / 20/G-0 (2):- 6.35 / 20/G-0 (3):- 0.00 / 20/G-0 (4):- 5.80 / 20/G-0		

RESULT STATISTICS FOR THE COLLEGE

	Total	Fresh	Exam	Boys	Girls	Division	%	Result WithHeld	Failure
Appeared	16	16	0	2	14	I	11	By Office W/O	0
Pass	13	13	0	0	13	II	0	At Tabulation W/T	0
Pass-%	81.25	81.25	0.00	0.00	92.86	III	0	Unfair Means W/U	0
								By Enroll No W/E	0
								By ATKT No W/A	2
								Failure Deleted	0
								With Exemption	3

Subjectwise Statistics Of Appeared And Pass % Cozrs

2231: 13/16 81.25%, 2232: 13/16 81.25%, 2233: 14/16 87.50%, 2236: 14/16 87.50%,

2231: Indian Writing In En 2232: Critical Theory 2233: American Literature-2234: Colonial And Post-Co 2235: World Literature In 2236: Teaching Of English 2237: Cultural Studies  
2238: Translation Studies 2239: Alternative Literatu

Tabulation Register

M.A (MARATHI) PART-II SEMESTER-IV Summer 2023

Date 19-06-2023  
Page No 132

College Code & Name: 0 301 G.S. Arts, Commerce & Science College, Khungam

Roll No	Name of the Candidate	WH	Sub1	Sub2	Sub3	Sub4	Sub5	Sub6	Sub7	Sub8	Sub9	Sub10	Sub11	Sub12	Mark Obt.	Result	
EnRoll No.	Can. Cat/Clg. Med Sex	Remarks														Grp_Tot	
																Remarks	
																Cr_GHS	
																Sign/Credit/Gr	
																Div	
21292 1823733	VAISHNAVI RAJENDRA DHORE		2531	X.M.P 11	19	F	0	0	10	2532	X.M.P 14	20	F	0	0	10	FAIL
	315 0 301 M F		2533	X.M.F 40	19	C	5	0	10	2536	X.M.F 16	19	F	0	0	10	198
																3.00	20
																0.00	
																Div Marks (1)- 7.60 / 20/G-0 (2)- 5.40 / 20/G-0 (3)- 0.00 / 20/G-0 (4)- 3.00 / 20/G-0	
21293 1830134	VITTHAL VISHNU DHARE		2531	44	20	B	6	0	10	2532	33	19	P	4	0	10	PASS
	315 0 301 M M		2533	32	20	P	4	0	10	2536	40	19	C	5	0	10	227
																3.24	20
																6.88	
																4.75	
																Div Marks (1)- 0.00 / 20/G-0 (2)- 6.60 / 20/G-0 (3)- 6.60 / 20/G-0 (4)- 5.80 / 20/G-0	
21294 193606	YASHVANT PRALHAD BODADE		2531	X.M.P AA	19	F	0	0	10	2532	X.M.P AA	20	F	0	0	10	FAIL
	315 0 301 M M		2533	X.M.P AA	19	F	0	0	10	2536	X.M.P AA	19	F	0	0	10	77
																2.00	20
																0.00	
																Div Marks (1)- 6.20 / 20/G-0 (2)- 6.60 / 20/G-0 (3)- 6.40 / 20/G-0 (4)- 2.00 / 20/G-0	
21295 8201450	YOGESH SURESH KUYATE		2531	X.M.F 37	19	P	4	0	10	2532	X.M.P 16	19	F	0	0	10	FAIL
	315 0 301 M M		2533	X.M.F 52	19	B+	7	0	10	2536	X.M.F 38	19	P	4	0	10	219
																5.00	20
																0.00	
																Div Marks (1)- 7.80 / 20/G-0 (2)- 6.80 / 20/G-0 (3)- 6.60 / 20/G-0 (4)- 5.00 / 20/G-0	

RESULT STATISTICS FOR THE COLLEGE

Category	Total	Fresh	Exam	Boys	Girls	Division	%	Result WithHeld	Failure
Appeared	58	58	0	17	41	I	17	By Office W/O	0
Pass	27	27	0	9	18	II	0	At Tabulation W/T	0
Pass-%	46.55	46.55	0.00	52.94	43.90	III	0	Unfair Means W/U	0
								By Enroll No W/E	0
								By ATKT No W/A	7
								With Exemption	31

Subjectwise Statistics Of Appeared And Pass % Courses

2531: 48/58 82.70%, 2532: 34/58 58.62%, 2533: 45/58 79.31%, 2536: 32/58 55.17%

2531: Dnyojit Marathi .2532: Ehasa Vidyan .2533: Marathi Balaahitya .2534: Marathi Vaicharik Sa .2535: Bhashantarit Marathi .2536: Vidyan Sahitya .2537: Aadwas Sahitya  
2538: Manim Marathi Sahit.

College Code & Name: 0 301 G.S. Arts, Commerce & Science College, Khargone.

Roll No.	Name of the Candidate	W/H	Sub1	Sub2	Sub3	Sub4	Sub5	Sub6	Sub7	Sub8	Sub9	Sub10	Sub11	Sub12	Mark Obt.	Result Grp_Tot	Remarks
----------	-----------------------	-----	------	------	------	------	------	------	------	------	------	-------	-------	-------	-----------	----------------	---------

RESULT STATISTICS FOR THE COLLEGE

Appeared	Total	Fresh	Exam	Boys	Girls	Division	%	Result WithHeld	Failure							
17	17	0	3	14	I	5	By Office W/O	0	Deleted	0						
6	6	0	0	6	II	0	At Tabulation W/T	0	With Exemption	11						
Pass-%	35.29	35.29	0.00	0.00	42.85	III	0	Unfair Means W/U	0							

Subjectwise Statistice Of Appeared And Pass % Course

3205: 14/17 82.35%, 3206: 11/17 64.71%, 3207: 12/17 70.59%, 3208: 7/17 41.18%,



3205: Adhanik Kavya .3206: Adhanik Gadya Sahitya.3207: Ehashavivran Evam Hi.3208: Nibandh .3209: LashuParivoina

Tabulation Register

MASTER OF COMMERCE PART-II SEMESTER-IV (CGS) Summer 2023

Date 11-07-2023  
Page No. 347

College Code & Name: 0 301 G.S. Arts, Commerce & Science College, Khargan.

Roll No.	Name of the Candidate	W/H	Sub1	Sub2	Sub3	Sub4	Sub5	Sub6	Sub7	Sub8	Sub9	Sub10	Sub11	Sub12	Mark Obt.	Result		
Roll No.	Gen	Co	Clg	Med	Sex	Remarks							Tot-Crds/Cgpa/cg-Gr	Remarks				
24278 151523	VARSHA BHAGWAN INGLE		4031	4035	40	20	B+	7	4037	36	18	C	5	18	C	5	PASS	
334	0 301	M	F	4036	45	18	B+	7	4037	36	18	C	5	18	C	5	231	
															6.00	20		
															3.05			
															Div Marks (1):- 0.00 / 20/G-0	(2):- 0.00 / 20/G-0	(3):- 6.25 / 20/G-0	(4):- 6.00 / 20/G-0
24279 151542	VRUSHALI KISANRAO BATHRE		4031	4035	20	17	C	5	4037	17	19	F	0	18	C	5	FAIL	
334	0 301	M	F	4036	17	17	B	6	4037	35	18	C	5	18	C	5	200	
															4.00	20		
															0.00			
															Div Marks (1):- 0.00 / 20/G-0	(2):- 0.00 / 20/G-0	(3):- 0.00 / 20/G-0	(4):- 4.00 / 20/G-0

RESULT STATISTICS FOR THE COLLEGE

Appeared	Total	Fresh	Exam	Boys	Girls	Division	%	Result WithHeld	Failure
	170	170	0	25	145	I	51	By Office W/O	0
	130	130	0	15	115	II	0	At Tabulation W/T	0
	76.47	76.47	0.00	60.00	79.31	III	0	Unfair Means W/U	0
								By Enroll No W/E	0
								By ATKT No W/A	67
								Deleted	0
								With Exemption	40

Subjectwise Statistic Of Appeared And Pass % Counts

4031: 152/170 89.41%, 4035: 150/170 88.24%, 4036: 151/170 88.82%, 4037: 139/170 81.76%,

4031: Entrepreneurship & Sci. 4032: Financial Institution 4035: Sales & Distribution M. 4036: International Business 4039: International Market 4036: Co-operative Management 4033: Savings & Investment P.  
4034: Security Analysis & Po 4037: International Finance 4040: Foreign Trade



College Code & Name: 0 301 G. S. COLLEGE, KHAMGAON

Roll No	Name of the Candidate	W/H	Mark Obt.	Result	
EnRoll No.	Can. Cat/Clg. Med. Sex	Remarks	Sub1 Sub3 Sub5 Sub7 Sub9 Sub11	Sub2 Sub4 Sub6 Sub8 Sub10 Sub12	Remarks Sgsa/Credit/Gr Div

RESULT STATISTICS FOR ALL COLLEGES

	Total	Fresh	Exam	Boys	Girls	Division	%	Result Withheld	Failure
Appeared	9	0	0	4	5	I	0	By Office W/O	0
Pass	5	0	0	1	4	II	0	At Tabulation W/T	0
Pass-%	55.56	55.56	0.00	25.00	80.00	III	0	Unfair Means W/U	0
								By Enroll No W/E	0
								By ATKT No W/A	5

Subjectwise Statistics Of Appeared And Pass % Counts

1461 97 77.78 1462 97 77.78 1463 99 100.00 1464 99 100.00 1465 99 100.00

MEANING OF \* \*\* / @ IS AS UNDER

- \* = PASSES BY GRACE MARKS VIDE ORDINANCE NO. 18 OF 2001
- \*\* = PASSES BY CONDONATION MARKS VIDE ORDINANCE NO. 18 OF 2001
- + = PLACED IN A HIGHER DIVISION BY GRACE MARKS VIDE ORDINANCE NO. 18 OF 2001
- @ = INCENTIVE MARKS ADDED TO PASS IN A SUBJECT

- F -> FULL EXEMPTION
- T -> THEORY EXEMPTION
- P -> PRACTICAL EXEMPTION

- NEW F -> NEW EXEMPTION
- F XGMF -> PREVIOUS ORG INC -> ORIGINAL INCENTIVE
- REM INC -> NET INCENTIVE

- W/O -> Withheld By Office
- W/T -> Withheld By Tabulation
- W/U -> Withheld Due To Unfair Means
- W/E -> Withheld By Enroll No
- W/A -> Withheld By ATKT No

TABULATION REGISTER CHECKED AND PREPARED AT  
COMPUTER CENTRE AMARVATI UNIVERSITY

SIGNATURE AND DESIGNATION

VERIFIED AND SUBMITTED FOR APPROVAL PLEASE

CHAIRMAN

MEMBER

MEMBER

MEMBER

MEMBER

College Code & Name: 0 301 G. S. COLLEGE, KHAMGAON.

Roll No	Name of the Candidate	W/H	Mark Obt										Result							
EnRoll No.	Con. Cst. Clg	Med Sex	Remarks	Sub1	Sub2	Sub3	Sub4	Sub5	Sub6	Sub7	Sub8	Sub9	Sub10	Sub11	Sub12	Remarks	Sgpa/Credit/Gr	Div		
74272 203011060	SANIKHA RAJENDRA SHEGOKAR			1461	20	10	A	8	1462	19	20	A	8	1463	19	20	25	23	0 10	PASS
	301 0 301 E F		W/A W/G	1463	0		O	10	1464					1465	25	24				166
																				9.60 30
																				0.00
74273 203011072	TISHAA VIJAY CHAVAN			1461	27	10	A+	9	1462	26	19	A+	9	1463	26	19	25	25	0 10	PASS
	301 0 301 E F		W/A W/G	1463	0		O	10	1464					1465	25	24				183
																				9.80 30
																				0.00
74274 203011074	VAISHNAVI MAHADEV MAHALE			1461	22	10	A	8	1462	23	20	A+	9	1463	23	20	24	25	0 10	PASS
	301 0 301 E F		W/A W/G	1463	0		O	10	1464					1465	24	25				173
																				9.70 30
																				0.00

RESULT STATISTICS FOR THE COLLEGE

	Total	Fresh	Emn	Boys	Girls	Division	%	Result WithHeld	Failure
Appeared	15	15	0	5	10	I	0	By Office W/O	0
Pass	15	15	0	5	10	II	0	At Tabulation W/T	0
Pass-%	100.00	100.00	0.00	100.00	100.00	III	0	Unfair Means W/U	0
								By Exchd No W/E	0
								By ATKT No W/A	15
								Failure Deleted	0
								With Exemption	0

Subjectwise Statistics Of Appeared And Pass % Coours

1461: Industrial Organizat15/15 100.00%, 1462: Soft Skill Developme15/15 100.00%, 1463: Skill Components15/15 100.00%, 1464: Industrial Organizat15/15 100.00%, 1465: Soft Skill Developme15/15 100.00%.

1461Industrial Organizat1462Soft Skill Develop1463Skill Components1464Industrial Organizat1465Soft Skill Develop

College Code & Name: 0 301 G.S.Science, Art & Commerce College, Khambgaon


Roll No	Name of the Candidate				W/H							Mark Obt.	Aggr Total	Div						
EnRoll No	Gen	Ca	Ctg	Med	Sex	Remarks	Sub1	Sub2	Sub3	Sub4	Sub5	Sub6	Sub7	Sub8	Sub9	Sub10	Sub11	Sub12	Remarks	Out Of

RESULT STATISTICS FOR THE COLLEGE

	Total	Fresh	Exam	Boys	Girls	Division	%	Result WithHeld		Failure	
Appeared	45	45	0	24	21	I	2	By Office W/O	0	Deleted	11
Pass	5	5	0	2	3	II	2	At Tabulation W/T	0	With Exemption	29
Pass-%	11.11	11.11	0.00	8.33	14.29	III	0	Unfair Means W/U	0		
								By Enroll No W/E	0		
								By ATKT No W/A	0		

Subjectwise Statistic Of Appeared And Pass % Counts

1711Direct Taxes: 14/34 41.18%, 1712Indirect Taxes: 19/34 55.88%, 1713Business And Econm: 19/34 55.88%, 1714Elements Of Commerce: 6/34 17.65%,



College Code &amp; Name : - 0 301 - G.S.Science ,Arts And Commerce College, Khamgaon

Roll No.	Name of the Candidate	W/H	Sub1	Sub2	Sub3	Sub4	Sub5	Sub6	Sub7	Sub8	Sub9	Sub10	Sub11	Sub12	Mark Obt.	Aggr Total	Result	Div.
EnRoll No.	Cen	CatClg	Med	Sex	Remarks										450			

## RESULT STATISTICS FOR THE COLLEGE

	Total	Fresh	Exm	Boys	Girls	Division	%	Result Withheld	Failure
Appeared	281	281	0	91	190	1st	64.41	By Office W/O	0
Pass	213	213	0	65	148	2nd	11.38	At Tabulation W/T	0
Pass %	75.80	75.80	0	71.42	77.89	3rd	0	Unfair Means W/U	0
Subjectwise Statistics Of Appeared And Pass %								By Enroll No W/E	0
								By ATKT No W/A	6
								Deleted	0
								With Exemption	64

MTH	140	131	93.57
PHY	113	90	79.65
CHE	185	138	74.59
CPV	19	18	94.74
MCB	48	38	79.17
ETC	50	38	76.00
STS	46	42	91.30
CPS	46	40	86.96
BOT	97	87	89.69
ZOO	99	86	86.87

APC APICULTURE BCM BIOCHEMISTRY BFM BIO INFORMATICS BOT BOTANY BSP BIOLOGICAL TECH. & SPEC.PREP. BTC BIOTECHNOLOGY CHE CHEMISTRY CPA COMPUTER APPLICATION CPM COMPUTER MAINTAINANCE CPS COMPUTER SCIENCE CPV COMPUTER APPLICATION(VOCATIONAL) ETC ELECTRONICS ( INSTRUMENTATION) EVS ENVIROMENTAL SCIENCE FIS FISHERIES FPT FOOD PROCESSING & TECHNOLOGY FRS FORENSIC SCIENCE FSC FOOD SCIENCE GOG GEOLOGY GOP GEOGRAPHY ICV INDUSTRIAL CHEMISTRY(VOCATIONAL) IFF INDUSTRIAL FISH & FISHERIES IFT INFORMATION TECHNOLOGY IMB INDUSTRIAL MICROBIOLOGY INC INDUSTRIAL CHEMISTRY INT INSTRUMENTATION MCB MICROBIOLOGY MTH MATHEMATICS PCH PETROCHEMICAL SCIENCE PHY PHYSICS SDT SEED TECHNOLOGY STATISTICS ZOO ZOOLOGY

College Code & Name: 0301 G.S. Arts, Commerce & Science College, Khargson

Roll No	Name of the Candidate	W/H	Sub1	Sub2	Sub3	Sub4	Sub5	Sub6	Sub7	Sub8	Sub9	Sub10	Sub11	Sub12	Mark Obt.	Aggr. Total	Remarks	Div
2704	VISHAL SOPAN PATOND	✓	1061	09	1062	14	1063	194										
315	0301 E M		1065	XOLF 21	1064	12	1066	XOLF	35									FAIL
			1065	XOLF 23	40													
			1067	XOLF	40													

Div Marks (1)- 600 / 1000 (2)- 674 / 900 (3)- 344 / 450 (4)- 194 / 450 Total - 1812 / 2800

RESULT STATISTICS FOR THE COLLEGE

Category	Total	Fresh	Exam	Boys	Girls	Division	%	Result WithHeld	Failure Deleted	With Exemption
Appeared	64	64	0	48	15	I	30	By Office W/O	0	0
Pass	33	33	0	20	13	II	10	At Tabulation W/T	0	31
Pass-%	31.56	31.56	0.00	40.82	86.67	III	0	Unfair Means W/U	0	
								By Enroll No W/E	0	
								By ATKT No W/A	3	

Subjectwise Statistics Of Appeared And Pass % Counts

1061: 36/64 56.25%, 1062: 37/64 57.81%, 1063: 41/64 64.06%, 1064: 45/64 70.31%, 1065: 48/64 75.00%, 1066: 64/64 100.00%, 1067: 64/64 100.00%



College Code &amp; Name : - 0 301 - G.S.Science ,Arts And Commerce College, Khamgaon

Roll No.	Name of the Candidate	W/H	Sub1	Sub2	Sub3	Sub4	Sub5	Sub6	Sub7	Sub8	Sub9	Sub10	Sub11	Sub12	Mark Obt.	Aggr Total	Div.
EnRoll No.	Cen	CatClg	Med	Sex	Remarks										Out Of	Result	
															500		
															G.P.	Grade	

## RESULT STATISTICS FOR THE COLLEGE

Appeared	Total	Fresh	Exm	Boys	Girls	Division	%	Result Withheld	Failure
125	125	0	75	50	1st	25.6	By Office W/O	0	Deleted
62	62	0	37	25	2nd	24	At Tabulation W/T	0	With Exemption
49.6	49.6	0	49.33	50	3rd	0	Unfair Means W/U	0	
							By Enroll No W/E	0	
							By ATKT No W/A	4	

## Subjectwise Statistics Of Appeared And Pass %

1001	125	85	68.00
1011	81	56	69.14
1052	20	13	65.00
1022	84	51	60.71
1113	20	16	80.00
1057	5	3	60.00
1015	19	18	94.74
1021	104	80	76.92
1025	98	67	68.37
1023	7	6	85.71
1012	19	18	94.74
1053	12	9	75.00
1051	11	9	81.82
1056	8	7	87.50
1014	6	5	83.33
1054	6	4	66.67

1001 ENGLISH 1011 MARATHI 1012 HINDI 1013 SUPPLEMENTARY ENGLISH 1014 URDU 1015 SANSKRIT 1016 PALI & PRAKRIT 1021 HISTORY 1022 ECONOMICS 1023 PHILOSOPHY 1024 SOCIOLOGY 1025 POLITICAL SCIENCE 1026 COMMUNITY DEVELOPMENT & EXTENSION 1027 CO-OPERATION 1028 RASHITRA SANT TUKDOJI THOUGHTS 1029 FOUNDATION OF LIBRARY & INFORMATION SCIENCE 1030 HUMAN RIGHT 1031 RURAL DEVELOPMENT 1032 FUNCTIONAL HINDI 1034 PUBLIC ADMINISTRATION 1051 ENGLISH LITERATURE 1052 MARATHI LITERATURE 1053 HINDI LITERATURE 1054 URDU LITERATURE 1055 PALI & PRAKRIT LITERATURE 1056 SANSKRIT LITERATURE 1057 PERSIAN LITERATURE 1111 GEOGRAPHY 1112 INDIAN MUSIC 1113 HOME ECONOMICS 1114 PSYCHOLOGY 1115 FUNCTIONAL ENGLISH 1116 EARLY CHILDHOOD CARE AND EDUCATION 1117 RURAL HANDICRAFT 1118 FOOD TECHNOLOGY 1119 APPAREL & TEXTILE DESIGNING 1120 YOGASHASTRA 1121 STATISTICS

College Code & Name : - 0 301 - G.S.Science, Arts And Commerce College, Khamgaon

Ref No.	Name of the Candidate	W/H	Sub1	Sub2	Sub3	Sub4	Sub5	Sub6	Sub7	Sub8	Sub9	Sub10	Sub11	Sub12	G.P.	Grade	G.P.	Grade	Mark Obt. Out Of	Aggr Total Result	Div.
---------	-----------------------	-----	------	------	------	------	------	------	------	------	------	-------	-------	-------	------	-------	------	-------	------------------	-------------------	------

RESULT STATISTICS FOR THE COLLEGE

	Total	Fresh	Exm	Boys	Girls	Division	%	Result Withheld	Failure
Appeared	348	348	0	152	196	1st	39.08	By Office W/O	0
Pass	194	194	0	68	126	2nd	16.66	At Tabulation W/T	0
Pass %	55.74	55.74	0	44.73	64.28	3rd	0	Unfair Means W/U	0
Subjectwise Statistics Of Appeared And Pass %								By Enroll No W/E	0
								By ATKT No W/A	0
	1012	132	128	96.97					
	1001	348	281	80.75					
	1011	216	201	93.06					
	3061	348	237	68.10					
	3062	348	259	74.43					
	3063	348	274	78.74					
	3066	348	275	79.02					
	3067	348	293	84.20					

College Code & Name: 0 301 G.S.Science, Art & Commerce College, Khambgaon

Roll No.	Name of the Candidate	W/H	Sub1	Sub2	Sub3	Sub4	Sub5	Sub6	Sub7	Sub8	Sub9	Sub10	Sub11	Sub12	Mark Obt.	Result Grp_Tot	Remarks
Enroll No.	Gen Cat/Ctg	Med Sex	Remarks												Tot-Crdt/Cgpa/sg-Cr	Cr_GHS	Sgpa/Credit/Gr Div
24651	VISHAL SOPAN VAIKAR		2141	XO-MP 21	16	F	0	2142	XMF	28	17	DD 4					FAIL
1737785			2145	XMF 53	16	BC	7	2146	XMF	28	18	DD 4					
	301 0 301 E M		3007	XMF	94			AA 10 3008	XMF		98					AA 10	389
																5.19	21

0.00

Div Marks (1):- 942 / 26/G-0 (2):- 10.00 / 26/G-0 (3):- 8.85 / 26/G-0 (4):- 5.19 / 21/G-0 (Min/Obt-Cr+GHS):- 104 / 99/ 99

RESULT STATISTICS FOR THE COLLEGE

Total	Fresh	Even	Boys	Girls	Division	%	Result WithHeld	Failure
31	31	0	5	26	I	0	By Office W/O	Deleted
09	09	0	0	09	II	0	At Tabulation W/T	With Exception
1613	1613	0.00	0.00	19.23	III	0	Unfair Means W/U	0
							By Enroll No W/E	0
							By ATKT No W/A	0

Subjectwise Statistics Of Appeared And Pass % Counts

2141: 10/31 32.26%, 2142: 13/31 41.94%, 2145: 28/31 90.32%, 2146: 20/31 64.52%, 3007: 31/31 100.00%, 3008: 31/31 100.00%



Tatulation Register

M. SC. (COMPUTER SCIENCE) SEMESTER-IV (CBCS) (NEW) Summer 2022

Date: 18-08-2022  
Page No: 53

College Code & Name: 0 301 G.S.Science, Art & Commerce College, Khargone

Roll No	Name of the Candidate	W/H	Sub1	Sub2	Sub3	Sub4	Sub5	Sub6	Sub7	Sub8	Sub9	Sub10	Sub11	Sub12	Mark Obt.	Result
Enroll No	Gen Cat/Ctg	Med Sex	Remarks													
Tot-Crdt/Cgpa/cg-Gr																
Result Grp_Tot																
Remarks																
Cr_GIS																
Sgpa/Credit/Gr																
Div																
25318 173011080	TEJAS VILAS ZAMRE		2911 2913 3007	XMF 26 XMF 25 XMF	20 20 95	DD 4 DD 4		2912 2914 3008	XMP 18 XMP 17 XMF	20 19 92	F 0 F 0					FAIL
Div Marks (1):- 9.69 / 26/G-0 (2):- 10.00 / 26/G-0 (3):- 8.35 / 26/G-0 (4):- 3.85 / 16/G-0 (Min/Obt-Cr+Gst):- 104 / 94/ 94																
0.00																
25320 17353668	YASH DILIP KHEMOT		2911 2913 3007	25 45	19 19 88	DD 4 BC 7		2912 2914 3008	22 31	19 19 83	DD 4 CD 5					PASS
Div Marks (1):- 9.58 / 26/G-0 (2):- 10.00 / 26/G-0 (3):- 8.62 / 26/G-0 (4):- 5.92 / 26/G-0 (Min/Obt-Cr+Gst):- 104 / 104/ 104																
8.53																
AB 9 370																
5.92 26 CC																
I-EXMPL																

RESULT STATISTICS FOR THE COLLEGE

Appeared	Total	Fresh	Exam	Boys	Girls	Division	%	Result WithHeld	Failure
26	26	0	5	21	I	0	0	By Office W/O	0
5	5	0	2	2	II	0	0	At Tatulation W/T	0
Pass-%	19.23	19.23	0.00	60.00	9.52	III	0	Unfair Means W/U	0
							0	By Enroll No W/E	0
							0	By ATKT No W/A	0
							0	Deleted	0
							0	With Exemption	21

Subjectwise Statistice Of Appeared And Pass % Counts

2911: 16/26 61.54%, 2912: 9/26 34.62%, 2913: 22/26 84.62%, 2914: 9/26 34.62%, 3007: 24/26 92.31%, 3008: 24/26 92.31%

College Code & Name: 0301 G.S.Science, Art & Commerce College, Khambaxi


Roll No.	Name of the Candidate	W/H	Mark Obt.										Result					
EnRoll No.	Can Cat/Ctg	Med	Sex	Remarks	Sub1	Sub2	Sub3	Sub4	Sub5	Sub6	Sub7	Sub8	Sub9	Sub10	Sub11	Sub12	Grp_Tot	Remarks
																	Cr_GHS	Sgpa/Credit/Gr
																	Div	

RESULT STATISTICS FOR THE COLLEGE

	Total	Fresh	Exam	Boys	Girls	Division	%	Result WithHeld	Failure
Appeared	29	29	0	3	26	I	1	By Office W/O	0
Pass	19	19	0	2	17	II	0	At Tabulation W/T	0
Pass-%	51.72	51.72	0.00	66.67	50.00	III	0	Unfair Means W/U	0
								By Enroll No W/E	0
								By ATKT No W/A	2
								Deleted	0
								With Exemption	7

Subjectwise Statistice Of Appeared And Pass % Counts

2951: 19/29 65.52%, 2952: 21/29 72.41%, 2959: 24/29 82.76%, 2940: 25/29 86.21%, 3007: 26/29 89.66%, 3008: 25/29 86.21%,



2951: Biochemistry 2952: Entomology&Bionomics 2953: Molecular Biology-II 2959: Fisheries-III-Fish H 2957: Animal Physiology-II 2955: Entomolg III-Developem 2956: Entomolg IV-Insect &. 2214: Genetic Engineering 2958: Animal Physiology-IV 2960: Fisheries-IV-Fish Re 2954: Molecular Biology-IV 3007: Lab-VII 3008: Project

Tabulation Register

M.A.(ECONOMICS) PART-II SEMESTER-IV Summer 2022

Date 24-08-2022  
Page No. 133

College Code & Name: 0 301 G.S. Arts, Commerce & Science College, Khungson

Roll No.	Name of the Candidate	W/H	Sub1	Sub2	Sub3	Sub4	Sub5	Sub6	Sub7	Sub8	Sub9	Sub10	Sub11	Sub12	Mark Obt.	Result
EnRoll No.	Can. Cat/Clg	Med	Ser	Remarks	Grp_Tot	Cr_GIS	Sgpa/Credit/Gr	Div								
21797 17301709	VIVEK JAGANNATH INGLE				3121	45	19	B	6	O	10	3122	38	19	P 4 O 10	PASS
	301	0 301	M	M	3123	39	19	P	4	O	10	3125	43	19	C 5 O 10	
241																
5.80 20																
I-D																
7.95																
Div Marks (1):- 9.60 / 20/G-0 (2):- 9.00 / 20/G-0 (3):- 7.40 / 20/G-0 (4):- 5.80 / 20/G-0																
21798 1730137	YOGITA SHALIGRAM DATEY				3121	32	20	P	4	O	10	3122	35	20	P 4 O 10	PASS
	301	0 301	M	F	3123	47	20	B	6	O	10	3125	46	20	B 6 O 10	
240																
6.00 20																
I-D																
8.05																
Div Marks (1):- 9.80 / 20/G-0 (2):- 10.00 / 20/G-0 (3):- 6.40 / 20/G-0 (4):- 6.00 / 20/G-0																

RESULT STATISTICS FOR THE COLLEGE

	Total	Fresh	Exam	Boys	Girls	Division	%
Appeared	104	104	0	29	75	I	12
Pass	50	50	0	15	35	II	1
Pass-%	48.08	48.08	0.00	51.72	46.67	III	0

Result Withheld	Failure
By Office W/O	Deleted
At Tabulation W/T	With Exception
Unfair Means W/U	54
By Enroll No W/E	
By ATKT No W/A	

Subjectwise Statistics Of Appeared And Pass % Counts

3121: 75/104 72.12%, 3122: 65/104 63.46%, 3123: 76/104 73.08%, 3125: 79/104 75.96%

College Code & Name: 0 301 G.S. Arts, Commerce & Science College, Khargan

Roll No	Name of the Candidate	W/H	Mark Obt.										Result								
Enroll No	Gen	Cat	Clg	Med	Sex	Remarks	Sub1	Sub2	Sub3	Sub4	Sub5	Sub6	Sub7	Sub8	Sub9	Sub10	Sub11	Sub12	Tot-Crds/Cgpa/cg-Gr	Grp_Tot	Remarks
24513	SHWETA VIJAY SHARMA						2231	41	18	C	5	O	10	2232	39	19	P	4	O	10	PASS
	301	0	301	E	F		2233	45	18	B	6	O	10	2236	34	17	P	4	A+	9	231
7.10																				I	
Div Marks (1):- 6.00 / 20/G-0 (2):- 8.95 / 20/G-0 (3):- 7.70 / 20/G-0 (4):- 5.75 / 20/G-0																					
24514	SWAPNIL MAHADEO INGLE						2231	XMP AA	17	F	0	A+	9	2232	XMP AA	19	F	0	O	10	FAIL
2353280	301	0	301	E	M		2233	XMP AA	18	F	0	O	10	2236	XMP AA	17	F	0	A+	9	71
1.90 20																					
0.00																					
Div Marks (1):- 9.80 / 20/G-0 (2):- 10.00 / 20/G-0 (3):- 7.65 / 20/G-0 (4):- 1.90 / 20/G-0																					
24515	SWATI WASUDEO SUBHEDAR						2231	XMP AA	18	F	0	O	10	2232	XMP AA	19	F	0	O	10	FAIL
28011128	301	0	301	E	F		2233	XMP AA	18	F	0	O	10	2236	XMP AA	17	F	0	A+	9	72
1.95 20																					
0.00																					
Div Marks (1):- 7.35 / 20/G-0 (2):- 8.40 / 20/G-0 (3):- 6.65 / 20/G-0 (4):- 1.95 / 20/G-0																					

RESULT STATISTICS FOR THE COLLEGE

Category	Total	Fresh	Exam	Boys	Girls	Division	%	Result Withheld	Failure
Appeared	33	33	0	8	25	I	1	By Office W/O	0
Pass	6	6	0	2	4	II	0	At Tabulation W/T	0
Pass-%	18.18	18.18	0.00	25.00	16.00	III	0	Unfair Means W/U	0
								By Enroll No W/E	1
								By ATKT No W/A	0
								Deleted	0
								With Exemption	27

Subjectwise Statistics Of Appeared And Pass % Counts

2231: 8/33 24.24%, 2232: 6/33 18.18%, 2233: 17/33 51.52%, 2236: 21/33 63.64%

2231: Indian Writing In En. 2232: Critical Theory 2233: American Literature- 2234: Colonial And Post-Co 2235: World Literature In 2236: Teaching Of English 2237: Cultural Studies

College Code & Name: 0 301 G.S. Arts, Commerce & Science College, Kharugata

Roll No	Name of the Candidate	Sub1	Sub2	Mark Out	Result
Enroll No	Gr, Ccr, Clg, M, S, S, A, Remarks	Sub3	Sub4		Grp_Tot
		Sub5	Sub6		Remarks
		Sub7	Sub8		Grp_SIS
		Sub9	Sub10	Total-Cred/Cops/qp-Gr	Grp/Credit/Gr
		Sub11	Sub12		Gr

RESULT STATISTICS FOR THE COLLEGE

Appeared	Total	Fresh	Exam	Boys	Girls	Division	%	Result With/hold	Failure	
54	54	0	14	40	I	0	By Office W/O	0	Delayed	0
43	43	0	11	32	II	0	At Tabulation W/T	0	With Exemption	11
Pass-94	79.63	79.63	0.00	78.57	80.00	III	0	Unfair Means W/U		
								By Error/No W/E		
								By A.TKT No W/A	4	

Subjectwise Statistics Of Appeared And Pass % Counts

2531: 53/54 98 1594, 2532: 47/54 87 1410, 2533: 46/54 85 1594, 2526: 53/54 98 1594,





Tabulation Register

MASTER OF COMMERCE PART-II SEMESTER-IV(CGS) Summer 2022

Date 22-08-2022  
Page No 440

College Code & Name: 0 301 G.S. Arts, Commerce & Science College, Khargone

Roll No	Name of the Candidate	W/H	Sub1	Sub2	Sub3	Sub4	Sub5	Sub6	Sub7	Sub8	Sub9	Sub10	Sub11	Sub12	Mark Obt	Result	Grp_Tot	Remarks		
Enroll No	Gen	Ca	Clg	Med	Sex	Remarks	Tot-Crds/Cgpa/Cg-Gr												Sgpa/Credit/Gr	Div
28612 17305147	VISHAKHA BABURAO DAMODAR		4031	35	20	B	6	4035	45	19	E+ 7					259	PASS			
	301	0	301	M	F		4036	51	18	B+	7	4037	51	20	A	8				
																7.69				
																7.00	20	I-D		
																Div Marks (1):- 8.00 / 20/G-0 (2):- 8.75 / 20/G-0 (3):- 7.00 / 20/G-0 (4):- 7.00 / 20/G-0				
28613 17307229	VISHAL MAROTI BAWANE		4031	20	20	P	4	4035	XMF 37	19	B	6					192	FAIL		
	301	0	301	M	M		4036	XMF 32	18	C	5	4037	XMF 25	19	P	4				
																0.00				
																4.75	20			
																Div Marks (1):- 7.75 / 20/G-0 (2):- 8.75 / 20/G-0 (3):- 5.50 / 20/G-0 (4):- 4.75 / 20/G-0				
28614 17305243	VISHAL NAGORAO KANKALE		4031	35	20	B	6	4035	48	18	E+ 7					261	PASS			
	301	0	301	M	M		4036	50	19	B+	7	4037	54	17	A	8				
																7.81				
																7.00	20	I-D		
																Div Marks (1):- 8.25 / 20/G-0 (2):- 9.00 / 20/G-0 (3):- 7.00 / 20/G-0 (4):- 7.00 / 20/G-0				
28615 14335701	WALSING JERAM MASANE		4031	34	20	C	5	4035	40	19	B	6					258	PASS		
	301	0	301	M	M		4036	51	19	A	8	4037	56	19	A	8				
																7.25				
																6.75	20	I		
																Div Marks (1):- 7.75 / 20/G-0 (2):- 8.75 / 20/G-0 (3):- 5.75 / 20/G-0 (4):- 6.75 / 20/G-0				

RESULT STATISTICS FOR THE COLLEGE

Category	Total	Fresh	Exam	Boys	Girls	Division	%	Result WithHeld	Failure
Appeared	208	208	0	65	143	I	27	By Office W/O	0
Pass	173	173	0	50	123	II	0	At Tabulation W/T	0
Pass-%	83.17	83.17	0.00	76.92	86.01	III	0	Unfair Means W/U	0
								By Enroll No W/E	1
								By ATKT No W/A	51
								Deleted	0
								With Exemption	35

Subjectwise Statistics Of Appeared And Pass % Counts

4031: 181/208 87.02%, 4035: 187/208 89.90%, 4036: 191/208 91.83%, 4037: 191/208 91.83%

4031: Entrepreneurship & S&I 4032: Financial Institutions 4033: Sales & Distribution M 4038: International Busine 4039: International Market 4036: Co-operative Managem 4033: Savings & Investment P

College Code & Name: 0 301 G.S.Science, Art & Commerce College, Khampgaon


Roll No	Name of the Candidate	W/H	Sub1	Sub2	Sub3	Sub4	Sub5	Sub6	Sub7	Sub8	Sub9	Sub10	Sub11	Sub12	Mark Obt.	Aggr Total Result	Div
EnRoll No.	Can. Cat. Clg. Med. Ser.	Remarks															

RESULT STATISTICS FOR THE COLLEGE

	Total	Fresh	Exam	Boys	Girls	Division	%	Result Withheld	Failure
Appeared	71	71	0	36	25	I	13	By Office W/O	0
Pass	20	20	0	5	15	II	7	At Tabulation W/T	0
Pass-%	28.17	28.17	0.00	13.89	42.86	III	0	Unfair Means W/U	0
								By Enroll No W/E	1
								By ATKT No W/A	0
								Deleted	0
								With Exemption	51

Subjectwise Statistice Of Appeared And Pass % Counts

1711Direct Taxes: 21/71 29.58%, 1712Indirect Taxes: 51/71 71.83%, 1713Business And Econo: 40/71 56.34%, 1714Elements Of Commer: 52/71 73.24%





College Code &amp; Name : - 0 301 - G.S.Science ,Arts And Commerce College, Khamgaon

Roll No.	Name of the	W/H	Sub1	Sub2	Sub3	Sub4	Sub5	Sub6	Sub7	Sub8	Sub9	Sub10	Sub11	Sub12	Mark Obt.	Aggr Total Result	Remarks	Div.
EnRoll No.	Con	CatClg	Med	Sex	Remarks										450			

## RESULT STATISTICS FOR THE COLLEGE

	Total	Fresh	Exm	Boys	Girls	Division	%	Result Withheld	Failure
Appeared	314	314	0	116	198	1st	99.68	By Office W/O	0
Pass	313	313	0	115	198	2nd	0	At Tabulation	0
Pass %	99.68	99.68	0	99.13	100	3rd	0	Unfair Means	0
								By Enroll No W/E	0
								By ATKT No W/A	97
								Deleted	0
								With Exemption	1

## Subjectwise Statistics Of Appeared And Pass

Subject	Appeare	Passed	Pass %
MTH	170	170	100.00
PHY	155	155	100.00
CHE	213	212	99.53
BOT	88	87	98.86
ZOO	89	88	98.88
MCB	43	43	100.00
ETC	52	52	100.00
STS	49	49	100.00
CPS	49	49	100.00
CPV	34	34	100.00

APC APICULTURE BCM BIOCHEMISTRY BFM BIO INFORMATICS BOT BOTANY BSP BIOLOGICAL TECH. & SPEC.PREF. BTC BIOTECHNOLOGY CHE CHEMISTRY CPA COMPUTER APPLICATION CPM COMPUTER MAINTAINANCE CPS COMPUTER SCIENCE CPV COMPUTER APPLICATION(VOCATIONAL) ETC ELECTRONICS ( INSTRUMENTATION) EYS ENVIROMENTAL SCIENCE FIS FISHERIES FPT FOOD PROCESSING & TECHNOLOGY FRS FORENSIC SCIENCE FSC FOOD SCIENCE GOG GEOLOGY GOP GEOGRAPHY ICV INDUSTRIAL CHEMISTRY(VOCATIONAL) IFF INDUSTRIAL FISH & FISHERIES IFT INFORMATION TECHNOLOGY IMB INDUSTRIAL MICROBIOLOGY INC INDUSTRIAL CHEMISTRY INT INSTRUMENTATION MCB MICROBIOLOGY MTH MATHEMATICS PCH PETROCHEMICAL SCIENCE PHY PHYSICS SDT SEED TECHNOLOGY STS STATISTICS ZOO ZOOLOGY

College Code & Name: 0 301 G. S. Arts, Commerce & Science College, Khemnar.

Roll No.	Name of the Candidate	W/E	Sub1	Sub2	Sub3	Sub4	Sub5	Sub6	Sub7	Sub8	Sub9	Sub10	Sub11	Sub12	Mark Obt.	Aggr Total Result	Div
Enroll No.	Can. Cat. Clg.	Med. Ser.	Remarks													Remarks	Out Of
71092	YOGESH SANTOSH GAWANDE		1061	44											385		
183011064			1063	56												PASS	I
	301 0 301 E M		1065	41													
			1067														

Div Marks (1):- 001 / 1000 (2):- 500 / 900 (3):- 405 / 450 (4):- 385 / 450 Total - 1923 / 2800

RESULT STATISTICS FOR THE COLLEGE

	Total	Fresh	Exam	Boys	Girls	Division	%	Result Withheld	Failure
Appeared	50	50	0	31	19	I	41	By Office W/O	Deleted
Pass	50	50	0	31	19	II	0	At Tabulation W/T	With Exemption
Pass- %	100.00	100.00	0.00	100.00	100.00	III	0	Unfair Means W/U	
								By Enroll No W/E	
								By ATKT No W/A	9

Subjectwise Statistics Of Appeared And Pass % Counts

1061: 50/50 100.00%, 1062: 50/50 100.00%, 1063: 50/50 100.00%, 1064: 50/50 100.00%, 1065: 50/50 100.00%, 1066: 50/50 100.00%, 1067: 50/50 100.00%

College Code &amp; Name : - 0 301 - G.S.Science ,Arts And Commerce College, Khamgaon

Roll No.	Name of the	W/H	Sub1	Sub2	Sub3	Sub4	Sub5	Sub6	Sub7	Sub8	Sub9	Sub10	Sub11	Sub12	G.P.	Grad	G.P.	Grade	Mark Obt. Out Of 500	Aggr Total Result Remarks	Div.
76775	VITTHAL VISHNU DHAGE		1001																75	W/T	
			1021																		
		301	0	301	M	M	W/T	1022													

1st sem : 6.65 / 20      2nd sem : 6.3 / 20      3rd sem : 6.5 / 20      4th sem : 7.75 / 20      5th sem : 9.95 / 20

## RESULT STATISTICS FOR THE COLLEGE

Appeared	Total	Fresh	Exm	Boys	Girls	Division	%	Result Withheld	Failure
94	94	94	0	52	42	1st	85.10	By Office W/O	0
84	84	84	0	46	38	2nd	4.25	At Tabulation	1
89.36	89.36	89.36	0	88.46	90.47	3rd	0	Unfair Means	0
								By Enroll No W/E	0
								By ATKT No W/A	21
								Deleted	0
								With Exemption	9

## Subjectwise Statistics Of Appeared And Pass

Subject	Appeared	Passed	Pass %
1001	94	89	94.68
1015	7	7	100.00
1056	9	9	100.00
1021	78	77	98.72
1025	75	75	100.00
1012	11	11	100.00
1011	71	68	95.77
1052	14	10	71.43
1022	59	58	98.31
1051	11	11	100.00
1023	7	7	100.00
1053	5	5	100.00
1014	5	5	100.00
1054	5	5	100.00
1057	5	5	100.00
1113	13	13	100.00

47 Marksheet  
Received

1001 ENGLISH 1011 MARATHI 1012 HINDI 1013 SUPPLEMENTARY ENGLISH 1014 URDU 1015 SANSKRIT 1016 PALI & PRAKRIT 1021 HISTORY 1022 ECONOMICS 1023 PHILOSOPHY 1024 SOCIOLOGY  
1025 POLITICAL SCIENCE 1026 COMMUNITY DEVELOPMENT & EXTENSION 1027 CO-OPERATION 1028 RASHTRA SANT TUKDOJI THOUGHTS 1029 FOUNDATION OF LIBRARY & INFORMATION  
SCIENCE 1030 HUMAN RIGHT 1031 RURAL DEVELOPMENT 1032 FUNCTIONAL HINDI 1034 PUBLIC ADMINISTRATION 1051 ENGLISH LITERATURE 1052 MARATHI LITERATURE 1053 HINDI  
LITERATURE 1054 URDU LITERATURE 1055 PALI & PRAKRIT LITERATURE 1056 SANSKRIT LITERATURE 1057 PERSIAN LITERATURE 1111 GEOGRAPHY 1112 INDIAN MUSIC 1113 HOME ECONOMICS  
1114 PSYCHOLOGY 1115 FUNCTIONAL ENGLISH 1116 EARLY CHILDHOOD CARE AND EDUCATION 1117 RURAL HANDICRAFT 1118 FOOD TECHNOLOGY 1119 APPAREL & TEXTILE DESIGNING 1120  
YOGASHASTRA 1121 STATISTICS

College Code &amp; Name : - 0 301 - G.S.Science ,Arts And Commerce College, Khamgaon

Roll No.	Name of the	W/H	Sub1	Sub2	Sub3	Sub4	Sub5	Sub6	Sub7	Sub8	Sub9	Sub10	Sub11	Sub12	Mark Obt.	Aggr Total	Result	Div.
EnRoll No.	Can	CatClg	Med	Sex	Remarks										600	2479 / 3600		

First Sem - 346 / 600      Second Sem - 350 / 600      Third Sem - 360 / 600      Forth Sem - 438 / 600      Fifth Sem - 513 / 600      First Class

## RESULT STATISTICS FOR THE COLLEGE

Appeared	Total	Fresh	Exm	Boys	Girls	Division	%	Result Withheld	Failure
295	295	0	0	130	165	1st	92.20	By Office W/O	Deleted
274	274	0	0	123	151	2nd	0.67	At Tabulation	With Exemption
82.88	92.88	0	0	94.61	91.51	3rd	0	Unfair Means	21
Subjectwise Statistics Of Appeared And Pass								By Enroll No W/E	
	Subject	Appears	Passed	Pass %	By ATKT No W/A		62		
	1001	295	295	100.00					
	1011	210	208	99.05					
	3061	295	295	100.00					
	3062	295	278	94.24					
	3063	295	292	98.98					
	3066	295	295	100.00					
	3067	295	294	99.66					
	1012	85	85	100.00					

College Code & Name: 0 301 G.S.Science, Art & Commerce College, Khargapur

Roll No.	Name of the Candidate	W/H	Mark Obt.						Result										
EnRoll No.	Can Ctg/Ctg	Med Sex	Remarks	Sub1	Sub2	Sub3	Sub4	Sub5	Sub6	Sub7	Sub8	Sub9	Sub10	Sub11	Sub12	Tot-Crds/Cgpa/cg-Gr	Grp_Tot	Remarks	
																	Cr_GIS	Signs/Credit/Gr	Div
7043P 16722222	PRIYANKA VINOD MANE			2141	35	17	CD 5	2142	50	17	BC 7					50	17	PASS	
				2145	56	17	BB 8	2146	64	17	AB 9					64	17	448	
	301 0 301 E F			3007		87		AB 9	3008	87						87		AB 9	
																	8.31	AB	7.65 25 BB
																	I-EXGPL		
																	Div Marks (1):- 8.81 / 25/G-0 (2):- 7.74 / 25/G-0 (3):- 9.04 / 25/G-0 (4):- 7.65 / 25/G-0 (Min/Max-Cr+GIS):- 104 / 104/ 104		
70440 1537800	RAJAT SHRIKRISHNA NIMSOLKAR			2141	48	18	BC 7	2142	64	18	AB 9					64	18	PASS	
				2145	56	18	BB 8	2146	66	18	AB 9					66	18	482	
	301 0 301 E M			3007		88		AB 9	3008	88						88		AB 9	
																	8.42	AB	25 AB
																	I-EXGPL		
																	Div Marks (1):- 6.50 / 25/G-0 (2):- 7.87 / 25/G-0 (3):- 10.00 / 25/G-0 (4):- 8.42 / 25/G-0 (Min/Max-Cr+GIS):- 104 / 104/ 104		
70441 1535308P	VAISHNAVI NARENDRA FURSULE			2141	38	19	CC 6	2142	58	19	BB 8					58	19	PASS	
				2145	44	18	BC 7	2146	66	18	AB 9					66	18	464	
	301 0 301 E F			3007		92		AA 10	3008	92						92		AA 10	
																	8.08	BB	25 AB
																	I-D		
																	Div Marks (1):- 5.92 / 25/G-0 (2):- 8.09 / 25/G-0 (3):- 9.81 / 25/G-0 (4):- 8.08 / 25/G-0 (Min/Max-Cr+GIS):- 104 / 104/ 104		

RESULT STATISTICS FOR THE COLLEGE

Appeared	Total	Fresh	Exam	Boys	Girls	Division	%	Result Withheld	Failure
27	27	0	6	21	I	2	By Office W/O	0	Deleted
27	27	0	6	21	II	0	At Tabulation W/T	0	With Exception
27	27	0	6	21	III	0	Unfair Means W/U	0	
100.00	100.00	0.00	100.00	100.00			By Error No W/E	0	
							By ATKT No W/A	1	

Subjectwise Statistics Of Appeared And Pass % Counts

2141: 27/27 100.00%, 2142: 27/27 100.00%, 2145: 27/27 100.00%, 2146: 27/27 100.00%, 3007: 27/27 100.00%, 3008: 27/27 100.00%

*26 marks  
Award*

2141: Spectroscopy-II 2142: General Analytical C 2145: Organic Chemistry(Cr) 2143: Inorganic Chemistry(2149: Industrial Chemistr. 2147: Physical Chemistry-I 2151: Analytical Chemistry. 2148: Physical Chemistry-I 2152: Analytical Chemistry. 2144: Inorganic Chemistry( 2015: Digital Image Process. 2146: Organic Chemistry (Na) 2150: Industrial Chemistry. 3007: Lab-VII  
3008: Project

College Code & Name: 0 301 G.S Science ,Art & Commerce College, Kharggaon

Roll No.	Name of the Candidate				W/H							Mark Obt.	Result							
EnRoll No.	Can	Ca	Clg	Med	Sex	Remarks	Sub1	Sub2	Sub3	Sub4	Sub5	Sub6	Sub8	Sub9	Sub10	Sub11	Sub12	Grp_Tot.	Remarks	
																			Cr_GIS	
																			Sign/Credit/Gr	
																			Div	


RESULT STATISTICS FOR THE COLLEGE

	Total	Fresh	Exam	Boys	Girls	Division	%	Result WithHeld	Failure
Appeared	23	23	0	2	21	I	0	By Office W/O	Deleted 0
Pass	23	23	0	2	21	II	0	At Tabulation W/T	With Exemption 0
Pass-%	100.00	100.00	0.00	100.00	100.00	III	0	Unfair Means W/U	
								By Enroll No W/E	
								By ATKT No W/A	

Subjectwise Statistics Of Appeared And Pass % Counts

2911: 23/23 100.00%, 2912: 23/23 100.00%, 2913: 23/23 100.00%, 2914: 23/23 100.00%, 3007: 23/23 100.00%, 3008: 23/23 100.00%

23 Marksheet  
Filled



College Code & Name: 0 301 G.S.Science, Art & Commerce College, Khungao

Roll No.	Name of the Candidate	W/E	Sub1	Sub2	Sub3	Sub4	Sub5	Sub6	Sub7	Sub8	Sub9	Sub10	Sub11	Sub12	Mark Obt.	Result
EnRoll No.	Can. Cat/Clg	Med. Sex	Remarks												Tot-Crds/Cgpa/Gr	Grp_Tot
																Cr_GIS
																Sgpa/Credit/Gr
																Div
70173	VRUSHALI PURUSHOTTAM		2951	68	20	AB	9	2952	40	20	BC	7				PASS
12203655	MANGALE		2959	54	20	BB	8	2960	45	20	BC	7				
	301 0 301 E F		3007		90			AA	10	3008					90	AA 10
																8.27 25 AB
																7.44 BB I

Div Marks (1):- 5.13 / 20/0-0 (2):- 7.23 / 20/0-0 (3):- 9.12 / 20/0-0 (4):- 8.27 / 20/0-0 (5):- 8.27 / 20/0-0 (6):- 8.27 / 20/0-0 (7):- 8.27 / 20/0-0 (8):- 8.27 / 20/0-0 (9):- 8.27 / 20/0-0 (10):- 8.27 / 20/0-0

RESULT STATISTICS FOR THE COLLEGE

	Total	Fresh	Em	Boys	Girls	Division	%	Result Withheld	Failure
Appeared	25	25	0	2	23	I	3	By Office W/O	Deleted
Pass	25	25	0	2	23	II	0	At Tabulation W/T	With Exemption
Pass-%	100.00	100.00	0.00	100.00	100.00	III	0	Unfair Means W/U	
								By Enroll No W/E	
								By ATEK No W/A	

Subjectwise Statistics Of Appeared And Pass % Counts

2951: 25/25 100.00%, 2952: 25/25 100.00%, 2959: 25/25 100.00%, 2960: 25/25 100.00%, 3007: 25/25 100.00%, 3008: 25/25 100.00%

25 Marksheet  
Received -

College Code & Name: 0 201 G S Arts, Commerce & Science College, Khamgan.

Roll No.	Name of the Candidate	W/E	Sub1	Sub2	Mark Obt.	Result
EnRoll No.	Can Cat Clg Med Sex Remarks		Sub3	Sub4		Grp Tot
			Sub5	Sub6		Remarks
			Sub7	Sub8		Cr_GIS
			Sub9	Sub10	Total-Crit/Cgs/Cg-Gr	Sign-Creat-Gr
			Sub11	Sub12		Div

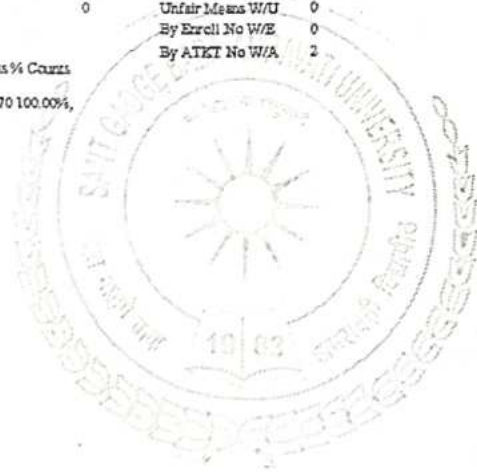
RESULT STATISTICS FOR THE COLLEGE

	Total	Fresh	Exam	Boys	Girls	Division	%	Result WithHeld	Failure
Appeared	71	71	0	17	54	I	18	By Office W/O 0	Deleted 1
Pass	70	70	0	16	54	II	0	At Tabulation W/T 0	With Exemption 0
Pass- %	98.59	98.59	0.00	94.12	100.00	III	0	Unfair Means W/U 0	
								By Enroll No W/E 0	
								By ATKT No W/A 2	

Subjectwise Statistics Of Appeared And Pass % Counts

3121: 70/70 100.00%, 3122: 70/70 100.00%, 3123: 70/70 100.00%, 3125: 70/70 100.00%,

*Handwritten notes:*  
3123 II - A-17  
1000-102





College Code & Name: 0 301 G.S. Arts, Commerce & Science College, Khungson

Roll No.	Name of the Candidate	WH	Mark Obt										Result										
En.Roll No.	Gen	Ca/Cig	Med	Sex	Remarks	Sub1	Sub2	Sub3	Sub4	Sub5	Sub6	Sub7	Sub8	Sub9	Sub10	Sub11	Sub12	Tot-Crds/Cgpa/Gr	Remarks	Cr_GIS	Sgpa/Credit/Gr	Div	
70454	VITHOBA PANDURANG DETHE					2231	44	18	B	6	O	10	2232	42	19	C	5	O	10	PASS			
12301109		301	0	301	E	14	2233	74	19	O	10	O	10	2236	58	18	A	8	O	10			292
7.80																							
7.80																							
I-D																							
Div Marks (1):- 8.80/ 20/G-0 (2):- 5.40/ 20/G-0 (3):- 9.20/ 20/G-0 (4):- 7.80/ 20/G-0																							

RESULT STATISTICS FOR THE COLLEGE

	Total	Fresh	Emm	Boys	Girls	Division	%
Appeared	31	31	0	7	24	I	4
Pass	29	29	0	7	22	II	0
Pass-%	93.55	93.55	0.00	100.00	91.67	III	0

Result With/Heid

By Office W/O	0
At Tabulation W/T	0
Unfair Means W/U	0
By Enroll No W/E	1
By ATKT No W/A	9

Failure

Deleted	0
With Exemption	2

Subjectwise Statistice Of Appeared And Pass % Counts

2231: 31/31 100.00%, 2232: 30/31 96.77%, 2233: 30/31 96.77%, 2236: 31/31 100.00%

College Code & Name: 0 301 G.S. Arts, Commerce & Science College, Nhangsan.

Roll No	Name of the Candidate				W/H							Mark Obt.	Result							
EnRoll No	Gen	Ca	Clg	Med	Sex	Remarks	Sub1	Sub2	Sub3	Sub4	Sub5	Sub6	Sub7	Sub8	Sub9	Sub10	Sub11	Sub12	Tot-Crdt/Cgpa/cg-Gr	Div

RESULT STATISTICS FOR THE COLLEGE

	Total	Fresh	Exam	Boys	Girls	Division	%	Result WithHeld	Failure
Appeared	12	12	0	4	8	I	0	By Office W/O	Deleted
Pass	12	12	0	4	8	II	0	At Tabulation W/T	With Exemption
Pass-%	100.00	100.00	0.00	100.00	100.00	III	0	Unfair Means W/U	
								By Enroll No W/E	
								By ATKT No W/A	

Subjectwise Statistics Of Appeared And Pass % Counts

3205: 12/12 100.00%, 3206: 12/12 100.00%, 3207: 12/12 100.00%, 3208: 12/12 100.00%,

College Code &amp; Name: 0 301 G.S. Arts, Commerce &amp; Science College, Khargason.

Roll No.	Name of the Candidate		W/H								Mark Obt.	Result							
Enroll No.	Can	Cat/Cig	Med	Sex	Remarks	Sub1	Sub2	Sub3	Sub4	Sub5	Sub6	Sub7	Sub8	Sub9	Sub10	Sub11	Sub12	Tot-Crds/Cgpa/cg-Gr	Grp_Tot

## RESULT STATISTICS FOR THE COLLEGE

	Total	Fresh	Exm	Boys	Girls	Division	%	Result WithHeld	Failure
Appeared	41	41	0	7	34	I	19	By Office W/O	0
Pass	37	37	0	6	31	II	0	At Tabulation W/T	0
Pass-%	90.24	90.24	0.00	85.71	91.18	III	0	Unfair Means W/U	0
								By Enroll No W/E	0
								By ATKT No W/A	4
								With Exemption	4

## Subjectwise Statistics Of Appeared And Pass % Counts

2531: 40/41 97.56%, 2532: 40/41 97.56%, 2533: 41/41 100.00%, 2536: 39/41 95.12%,

College Code & Name: 0 301 G.S. Arts, Commerce & Science College, Khambton

Roll No.	Name of the Candidate	W/H	Sub1		Sub2		Mark Obt		Result						
Enroll No.	Con Cat Clg	Med Sex	Remarks	Sub1	Sub2	Sub4	Sub5	Sub7	Sub8	Sub10	Sub12	Tot-Crds/Cgpa/eg-Gr	Grp_Tot	Remarks	
71900 15301960	VIVEK SOPAN LAHUNDKAR			4031 4036	48 40	18 19	B+ B	7 6	4035 4037	38 30	19 19	B 6 C 5	PASS	4.00 20 I	
												7.25			
												(1)-7.75 / 20/G-0	(2)-7.25 / 20/G-0	(3)-8.00 / 20/G-0	(4)-8.00 / 20/G-0
71900 14301820	YOGESHRI EKNATH BODKHE			4031 4036	48 32	18 18	B+ C	7 5	4035 4037	46 34	20 20	B+ 7 C 5	PASS	4.00 20 I	
												6.50			
												(1)-6.00 / 20/G-0	(2)-6.75 / 20/G-0	(3)-7.25 / 20/G-0	(4)-8.00 / 20/G-0
86002 16307249	MADHURI PRAMASH PINJARKAR			4031 4036	38 54	18 19	B A	6 8	4035 4037	46 60	20 19	B+ 7 A 8	PASS	7.25 20 I	
												3.38			
												(1)-7.00 / 20/G-0	(2)-7.25 / 20/G-0	(3)-8.00 / 20/G-0	(4)-7.25 / 20/G-0

RESULT STATISTICS FOR THE COLLEGE

	Total	Fresh	Emn	Boys	Girls	Division	%	Result WithHeld	Failure
Appeared	159	159	0	34	125	I	48	By Office W/O	Deleted
Pass	134	134	0	30	104	II	0	A1 Tabulation W/T	With Exemption
Pass-%	84.28	84.28	0.00	88.24	83.20	III	0	Unfair Means W/U	
								By Enroll No W/E	
								By ATKT No W/A	

Subjectwise Statistic Of Appeared And Pass % Counts

4031: 151/159 94.97%, 4035: 144/159 90.57%, 4036: 154/159 96.86%, 4037: 144/159 90.57%

4031: Entrepreneurship&Sci 4032: Financial Instiutio 4035: Sales&Distribution M. 4038: International Busine 4039: International Market 4036: Co-operative Managem. 4033: Savines&Investment P.  
4034: Supply Analytics 4037: International Finance 4040: Foreign Trade

College Code & Name: 0 301 G S Science ,Art & Commerce College, Khambaten

Roll No	Name of the Candidate	W/H	Sub1	Sub2	Sub3	Sub4	Sub5	Sub6	Sub7	Sub8	Sub9	Sub10	Sub11	Sub12	Mark Out	Aggr Total Result	Div	
EnRoll No	Gen. Cst/Clg	Med Sex	Remarks	Sub1	Sub2	Sub3	Sub4	Sub5	Sub6	Sub7	Sub8	Sub9	Sub10	Sub11	Sub12	Mark Out	Aggr Total Result	Div
50594 17353458	KU ARAENA SURESH SHARMA		1711 1713	44 58	20 20	1712 1714	56 48	20 20	285							285	PASS	I-D
	301 0 301 E F																	
50595 17301256	DNYANESHWARI ARUN AWACHAR		1711 1713	44 58	20 20	1712 1714	46 64	20 20	292							292	PASS	I-D
	301 0 301 E F																	
50596	BHAGYASHRI DURGADAS CHANDANKAR		1711 1713	68 48	20 20	1712 1714	68 68	20 20	332							332	PASS	I-D
	301 0 301 E F																	

RESULT STATISTICS FOR THE COLLEGE

	Total	Fresh	Exm.	Boys	Girls	Division	%	Result WithHeld	Failure
Appeared	48	48	0	17	31	I	6	By Office W/O	Deleted
Pass	47	47	0	17	30	II	0	At Tabulation W/T	With Exemption
Pass- %	97.92	97.92	0.00	100.00	96.77	III	0	Unfair Means W/U	
								By Enroll No W/E	
								By ATKT No W/A	

Subjectwise Statistice Of Appeared And Pass % Counts

1711Direct Taxes: 47/48 97.92%, 1712Indirect Taxes: 47/48 97.92%, 1713Business And Economi: 47/48 97.92%, 1714Elements Of Commer: 47/48 97.92%

1713: Business And Economi.1714: Elements Of Commerce

Tabulation Register

B.S.C. PART-III (SEMESTER - VI) Summer 2020

Date: 21-11-2020  
Page No: 674

College Code & Name: 0301 G.S. Science, Art & Commerce College, Khambgaon

Roll No.	Name of the Candidate	W/H	Sub1	Sub2	Sub3	Sub4	Sub5	Sub6	Sub7	Sub8	Sub9	Sub10	Sub11	Sub12	Mark Obt	Aggr Total Result	Div
75630 301939	VICKY MANIK JADHAO		CHE	79	19	48	MTH	59	15	60	15	450				PASS	I
RG-INC - 5 REM-INC - 5			PHY	80	20	49											
Div Marks (1):- 494* / 900 (2):- 531 / 900 (3):- 293 / 450 (4):- 449 / 450 Total - 1767 / 2700																	
75631 301866	VIJAY GOPAL SURYAWANSHI		BOT	80	20	49	CHE	79	19	43						PASS	I
RG-INC - 5 REM-INC - 5			ZOO	80	20	50											
Div Marks (1):- 713 / 900 (2):- 693 / 900 (3):- 354 / 450 (4):- 440 / 450 Total - 2200 / 2700																	
75632 301827	VISHAL KAILAS DHORANE		BOT	80	20	47	CHE	79	19	44						PASS	I
RG-INC - 5 REM-INC - 5			ZOO	80	20	50											
Div Marks (1):- 564 / 900 (2):- 618* / 900 (3):- 300 / 450 (4):- 439 / 450 Total - 1921 / 2700																	
75633 3011157	VIVEK BHAGWAN AMBHORE		CHE	79	19	47	MTH	60	15	60	15	450				PASS	I
RG-INC - 5 REM-INC - 5			PHY	80	20	49											
Div Marks (1):- 650 / 900 (2):- 560* / 900 (3):- 308 / 450 (4):- 449 / 450 Total - 1947 / 2700																	
75634 301581	VRUSHALI ANANDA BOCHARE		BOT	80	20	47	CHE	80	20	42						PASS	I
RG-INC - 5 REM-INC - 5			ZOO	80	20	50											
Div Marks (1):- 584 / 900 (2):- 648 / 900 (3):- 304 / 450 (4):- 439 / 450 Total - 1975 / 2700																	
75635 301826	YOGITA SANJAY DESHMUKH		BOT	80	20	49	CHE	80	20	44						PASS	I
RG-INC - 5 REM-INC - 5			ZOO	80	20	50											
Div Marks (1):- 516* / 900 (2):- 555* / 900 (3):- 273* / 450 (4):- 443 / 450 Total - 1787 / 2700																	

RESULT STATISTICS FOR THE COLLEGE

Category	Total	Fresh	Exam	Boys	Girls	Division	%	Result Withheld	Failure
appeared	263	263	0	72	191	I	137	By Office W/O	0
Pass	258	258	0	71	187	II	3	At Tabulation W/T	0
Pass-%	98.10	98.10	0.00	97.61	97.91	III	0	Unfair Means W/U	0
								By Enroll No W/E	0
								By ATKT No W/A	118

Subjectwise Statistice Of Appeared And Pass % Counts

BOT Botany: 65/65 100.00%, CHE Chemistry: 163/167 97.60%, CPS Computer Science: 58/59 98.31%, CPV Computer Applicati: 14/15 93.33%, ETC Electronics (Inst: 37/37 100.00%, MCB Microbiology: 28/28 100.00%, MTH Mathematics: 149/150 99.33%, PHY Physics: 105/106 99.06%, STS Statistics: 58/59 98.31%, ZOO Zoology: 83/83 100.00%

APC: Apiculture BCM: Biochemistry BFM: Bioinformatics BOT: Botany BSP: Biological Tech. & S.BTC: BioTechnology CHE: Chemistry  
CPA: Computer Application CPM: Computer Maintenance CPS: Computer Science CPV: Computer Application ETC: Electronics (Instru) EVS: Environmental Science FIS: Fisheries  
FPT: Food Processing & Te.FRS: Forensic Science FSC: Food Science GOG: Geology GGP: Geography ICV: Industrial Chemistry IFF: Industrial Fish & Pl.  
IFT: Information Technology IMB: Industrial Microbiol. INC: Industrial Chemistry INT: Instrumentation MCB: Microbiology MTH: Mathematics PCH: Petrochemical Science

College Code & Name: 0 301 G.S. Arts, Commerce & Science College, Khargam

Roll No. Enroll No.	Name of the Candidate Cen Cn/Clg Med Sex Remarks	W/E	Sub1	Sub2	Sub3	Sub4	Sub5	Sub6	Sub7	Sub8	Sub9	Sub10	Sub11	Sub12	Mark Obt	Aggr Total Result	Div	Remarks
70664 173011116	VAIBHAV VILASRAO DESHMUKHI W/A		1061	58	1062	58	1063	58	1064	58	1065	58	1066	58	427			PASS
	301 0 301 E M		1067		47		45											
(nr)137 / 150 / 91.33(Div Marks (1):- 0 / 1000 (2):- 0 / 900 (3):- 0 / 450 (4):- 427 / 450 Total - 427 / 2000																		
70663 173011125	VISHAL VIJUGIR MADHARE		1061	59	1062	59	1063	59	1064	59	1065	59	1066	59	439			PASS
	301 0 301 E M		1067		48		48											
(nr)144 / 150 / 96.00(Div Marks (1):- 627 / 1000 (2):- 538* / 900 (3):- 285 / 450 (4):- 439 / 450 Total - 1890 / 2800																		

RESULT STATISTICS FOR THE COLLEGE

Appeared	Total	Fresh	Exam	Boys	Girls	Division	%	Result WithHeld	Failure
23	23	0	23	18	5	I	13	By Office W/O	0
23	23	0	23	18	5	II	0	At Tabulation W/T	0
23	23	0	23	18	5	III	0	Unfair Means W/U	0
								By Enroll No W/E	0
								By ATET No W/A	10

Subjectwise Statistic Of Appeared And Pass % Counts

1061: 23/23 100.00%, 1062: 23/23 100.00%, 1063: 23/23 100.00%, 1064: 23/23 100.00%, 1065: 23/23 100.00%, 1066: 23/23 100.00%, 1067: 23/23 100.00%

College Code & Name : - 0. 301 - G.S.Science, Arts And Commerce College, Khamsaon

Roll No.	Name of the	W/H	Sub1	Sub2	Sub3	Sub4	Sub5	Sub6	Sub7	Sub8	Sub9	Sub10	Sub11	Sub12	Mark Obt.	Aggr Total	Div.
EnRoll No.	Cen	Cat	Clg	Med	Sex	Remarks									Out Of	Result	
														500	Remarks		
														G.P.	Grade		
77943	MANGESH	EKNATH	BELOKAR				1001								92	Fail.	
	301	0	301	M	M		1052	AA	18					1011	AA	18	
							1021	AA	19					1052	AA	19	
								AA	18								
								AA									
								AA									
														4th sem : 5.95 / 20	5th sem : 6.75 / 20		
77944	NAZIFA	AAFREEN	MOHD NAIM				1001	76	17					1014	80	20	
	301	0	301	M	F		1051	77	18					1057	80	AD	
							1054	80	20								
														3rd sem : 7.55 / 20	4th sem : 7.9 / 20	5th sem : 7.9 / 20	
														67	9.95	PASS	

RESULT STATISTICS FOR THE COLLEGE

Category	Total	Fresh	Exm	Boys	Girls	Division	%	Result Withheld	Failure
Appeared	56	56	0	29	27	1st	96.42	By Office W/O	0
Pass	54	54	0	28	26	2nd	0	At Tabulation	2
Pass %	96.42	96.42	0	96.55	96.29	3rd	0	Unfair Means	0
								By Enroll No W/E	0
								By ATKT No W/A	26

Subject	Appeare	Passed	Pass %
1001	56	54	96.43
1012	9	9	100.00
1021	41	40	97.56
1023	2	2	100.00
1025	48	48	100.00
1011	34	33	97.06
1052	16	15	93.75
1022	26	26	100.00
1015	11	11	100.00
1051	8	7	87.50
1113	11	11	100.00
1057	1	1	100.00
1053	5	5	100.00
1056	6	6	100.00
1014	2	1	50.00
1054	2	1	50.00

1001 ENGLISH 1011 MARATHI 1012 HINDI 1013 SUPPLEMENTARY ENGLISH 1014 URDU 1015 SANSKRIT 1016 PALI & PRAKRIT 1021 HISTORY 1022 ECONOMICS 1023 PHILOSOPHY 1024 SOCIOLOGY 1025 POLITICAL SCIENCE 1026 COMMUNITY DEVELOPMENT & EXTENSION 1027 CO-OPERATION 1028 RASHTRA SANT TUKDOJI THOUGHTS 1029 FOUNDATION OF LIBRARY & INFORMATION SCIENCE 1030 HUMAN RIGHT 1031 RURAL DEVELOPMENT 1032 FUNCTIONAL HINDI 1034 PUBLIC ADMINISTRATION 1051 ENGLISH LITERATURE 1052 MARATHI LITERATURE 1053 HINDI LITERATURE 1054 URDU LITERATURE 1055 PALI & PRAKRIT LITERATURE 1056 SANSKRIT LITERATURE 1057 PERSIAN LITERATURE 1111 GEOGRAPHY 1112 INDIAN MUSIC 1113 HOME ECONOMICS 1114 PSYCHOLOGY 1115 FUNCTIONAL ENGLISH 1116 EARLY CHILDHOOD CARE AND EDUCATION 1117 RURAL HANDICRAFT 1118 FOOD TECHNOLOGY 1119 APPAREL & TEXTILE DESIGNING 1120 YOGASHASTRA 1121 STATISTICS



College Code & Name: 0 301 G.S. Arts, Commerce & Science College, Khargapur

Roll No	Name of the Candidate	Sub1	Sub2	Sub3	Sub4	Sub5	Sub6	Sub7	Sub8	Sub9	Sub10	Sub11	Sub12	Mark Obt	Result
EnRoll No	En. Cat/Ctg	Med	Sex	Remarks	Sub1	Sub2	Sub3	Sub4	Sub5	Sub6	Sub7	Sub8	Sub9	Tot-Crds/Cgpa/cg-Gr	Remarks
74357 17301705	VIVEN JAGANNATH INGLE	1001	34	06	A+	9	1011	39	09	0	10			10	PASS
		3061	80	20	O	10	3062	77	18	0	10			10	564
	301 0 301 E M	3063	72	16	A+	9	3066	77	18	0	10			10	9.75 20
		3067	79	19	O	10									I
														7.12	
															Div Marks (1):- 5.95* / 20/G-0 (2):- 6.75* / 20/G-0 (3):- 6.65* / 20/G-0 (4):- 7.30 / 20/G-0 (5):- 6.30 / 20/G-0 (6):- 9.75 / 20/G-0
74358 17301547	VYANKTESH KISHOR TIWARI	1001	37	08	O	10	1012	40	10	0	10			10	PASS
		3061	79	19	O	10	3062	80	20	0	10			10	564
	301 0 301 E M	3063	63	15	A	8	3066	79	19	0	10			10	9.60 20
		3067	77	18	O	10									I
														6.66	
															Div Marks (1):- 5.50 / 20/G-0 (2):- 5.90 / 20/G-0 (3):- 6.10 / 20/G-0 (4):- 5.75 / 20/G-0 (5):- 6.70 / 20/G-0 (6):- 9.60 / 20/G-0
74359 17301427	YOGESH KISAN RAUT	1001	37	08	O	10	1011	39	09	0	10			10	PASS
		3061	80	20	O	10	3062	76	17	0	10			10	563
	301 0 301 E M	3063	72	17	A+	9	3066	76	17	0	10			10	9.80 20
		3067	77	18	O	10									I
														7.01	
															Div Marks (1):- 6.55 / 20/G-0 (2):- 6.35* / 20/G-0 (3):- 6.55 / 20/G-0 (4):- 6.25 / 20/G-0 (5):- 6.55 / 20/G-0 (6):- 9.80 / 20/G-0
74370 17301425	YUVAJ SHRIPUS BATHOD	1001	39	09	O	10	1011	39	09	0	10			10	PASS
		3061	80	20	O	10	3062	80	20	0	10			10	585
	301 0 301 E M	3063	74	20	O	10	3066	80	20	0	10			10	10.00 20
		3067	77	18	O	10									I-D
														7.67	
															Div Marks (1):- 7.50 / 20/G-0 (2):- 6.70 / 20/G-0 (3):- 7.40 / 20/G-0 (4):- 7.30 / 20/G-0 (5):- 7.10 / 20/G-0 (6):- 10.00 / 20/G-0

RESULT STATISTICS FOR THE COLLEGE

Appeared	Total	Pass	Fail	Boys	Girls	Division	%	Result WithHeld	Failure
184	184	0	90	94	I	79	By Office W/O	0	Deleted
181	181	0	87	94	II	0	At Tabulation W/T	0	With Exception
Pass-%	98.37	98.37	0.00	95.07	100.00	III	0	Unfair Means W/U	3
								By Enroll No W/E	
								By ATKT No W/A	60

Subjectwise Statistics Of Appeared And Pass % Course

1001: 183/184 99.46%, 1011: 144/145 99.31%, 1012: 35/39 100.00%, 3061: 183/184 99.46%, 3062: 183/184 99.46%, 3063: 181/184 98.37%, 3066: 183/184 99.46%, 3067: 183/184 99.46%

1001: English .1011: Marathi .1012: Hindi .1013: Supplementary Encls 1014: Urdu .1015: Sanskrit .1016: Pali & Prakrit .3  
 3061: Management Accountin 3062: Economics Of Develop 3063: Company Law .3064: Process Busines-II .3065: Indian Insurance Sys 3066: Internet & Www-II .3069: E-Commerce-II .3  
 3067: Indian Banking Syze 3068: Co-operative Busines.

Tabulation Register

M. SC. (COMPUTER SCIENCE) SEMESTER-IV (CBCS) (NEW) Summer 2020

Date: 02-12-2020  
Page No: 35

College Code & Name: 0301 G.S. Science, Art & Commerce College, Khargason

Roll No.	Name of the Candidate	W/H	Mark Obt.	Result
Enroll No.	Gen. Cat. Clg. Med. Ser.	Remarks	Tot. Crds/Cgpa/Ag-Gr	Grp. Tot.
			Sub1	Sub2
			Sub3	Sub4
			Sub5	Sub6
			Sub7	Sub8
			Sub9	Sub10
			Sub11	Sub12
			Remarks	Cr_GIS
			Div	Signa/Credit/Gr

RESULT STATISTICS FOR THE COLLEGE

	Total	Fresh	Emn	Boys	Girls	Division	%	Result WithHeld	Failure
Appeared	18	18	0	3	15	I	11	By Office W/O	Deleted 0
Pass	18	18	0	3	15	II	0	At Tabulation W/T	With Exemption 0
Pass-%	100.00	100.00	0.00	100.00	100.00	III	0	Unfair Means W/U	
								By Enroll No W/E	
								By ATKT No W/A	5

Subjectwise Statistics Of Appeared And Pass % Counts

2911: 18/18 100.00%, 2912: 18/18 100.00%, 2913: 18/18 100.00%, 2914: 18/18 100.00%, 3007: 18/18 100.00%, 3008: 18/18 100.00%

2911: Artificial Intelligence 2912: Design & Analysis Of 2913: Network Security 2914: Mobile Communication 2915: Digital Image Process 2916: Software Testing 2833: Numerical Method & C.  
2834: Fuzzy Logic & Neural 3007: Lab-VII 3008: Protec

College Code & Name: 9301 G.S. Science Art & Commerce College, Ekurjan

Roll No.	Name of the Candidate	W/E	Sub1	Sub2	Mark Obt.	Result										
Roll No.	Cell	Cell No.	Med	Sen	Remarks	Sub3	Sub4	Sub5	Sub6	Sub7	Sub8	Sub9	Sub10	Sub11	Sub12	Remarks


RESULT STATISTICS FOR THE COLLEGE

	Total	Presn	Em	Boys	Girls	Division	%	Result WithHeld	By Office W/O	0	Failure	Deleted	0
Appeared	24	24	0	0	24	I	8	At Tabulation W/T	0	0	With Exemption	0	
Pass	24	24	0	0	24	II	0	Under Missn W/U	0	0			
Pass-%	100.00	100.00	0.00	0.00	100.00	III	0	By Enroll No W/E	0	0			
								By A/NT No W/A	14				

Subjectwise Summary Of Appeared And Pass % Cases

ZOO1: 24/24 100.00%, ZOO2: 24/24 100.00%, ZOO3: 24/24 100.00%, ZOO4: 24/24 100.00%, ZOO5: 24/24 100.00%, ZOO6: 24/24 100.00%

*Handwritten notes:*  
ZOO1-24/24  
ZOO2-24/24  
ZOO3-24/24  
ZOO4-24/24  
ZOO5-24/24  
ZOO6-24/24



ZOO1: 24/24 100.00%, ZOO2: 24/24 100.00%, ZOO3: 24/24 100.00%, ZOO4: 24/24 100.00%, ZOO5: 24/24 100.00%, ZOO6: 24/24 100.00%

College Code & Name: 4 301 College Ex Student, G.S. Arts, Commerce & Science College, Khemgaon

Roll No	Name of the Candidate	WH	Sub1	Sub2	Sub3	Sub4	Sub5	Sub6	Sub7	Sub8	Sub9	Sub10	Sub11	Sub12	Mark Obt	Result	Cr_GIS	Sigs/Credit/Gr	Div	
Enr No	Can Cat/Ctg	Med Sex	Remarks													Tot-Crds/Cgpa/Cg-Gr	Grp_Tot	Remarks		
70347 11101254	KOMAL VILASRAO BHARAMBE		3121	80																
	301 4 301 M F	W/T	3123	72																
					O	10	F	0	3122	80										
					O	10	F	0	3125	80					20					
																			0.00	
																			Div Marks (1):- 5.40 / 20/G-0 (2):- 7.50 / 20/G-0 (3):- 7.60 / 20/G-0 (4):- 0.00 / 20/G-0	
70348 1111101	RATNIMALA KAILAS CHIMKAR		3121	80																
	301 4 301 M F	W/T	3123	80																
					O	10	F	0	3122	80										
					O	10	F	0	3125	80					20					
																			0.00	
																			Div Marks (1):- 5.40 / 20/G-0 (2):- 6.80* / 20/G-0 (3):- 0.00 / 20/G-0 (4):- 0.00 / 20/G-0	
70349 1113116	RAVINA DAGADU CHOGALE		3121	80																
	301 4 301 M F	W/T	3123	80																
					O	10	F	0	3122	60										
					O	10	O	10	3125	80					20					
																			0.00	
																			Div Marks (1):- 6.00 / 20/G-0 (2):- 6.80 / 20/G-0 (3):- 6.95 / 20/G-0 (4):- 0.00 / 20/G-0	

RESULT STATISTICS FOR THE COLLEGE

Appeared	Total	Fresh	Exam	Boys	Girls	Division	%	Result WithHeld	Failure
3	3	0	0	0	3	I	0	By Office W/O	Deleted
0	0	0	0	0	0	II	0	At Tabulation W/T	With Exemption
0	0.00	0.00	0.00	0.00	0.00	III	0	Unfair Means W/U	
								By Enroll No W/E	
								By ATKT No W/A	

Subjectwise Statistics Of Appeared And Pass % Counts

3121: 0/3 0.00%, 3122: 0/3 0.00%, 3123: 0/3 0.00%, 3125: 0/3 0.00%

3121: Economics Growth Dev. 3122: International Trade. 3123: Indian Economic Polt. 3124: Business Cycles. 3125: Democracy. 3126: Welfare Economics. 3127: Economics Of Insuran.  
3128: Research Project.

Tabulation Register

M.A. (MARATHI) PART-II SEMESTER-IV Summer 2020

Date 28-11-2020  
Page No 107

College Code & Name: 0 301 G.S. Arts, Commerce & Science College, Khamsan

Roll No	Name of the Candidate	W/H	Mark Obt.										Result																								
Enroll No	Can Cn/Clg	Med Sex	Remarks	Sub1	Sub2	Sub3	Sub4	Sub5	Sub6	Sub7	Sub8	Sub9	Sub10	Sub11	Sub12	Tot-Crds/Cgpa/Cg-Gr	Grp_Tot	Remarks																			
																	Cr_GIS																				
																	Sgpa/Credit/Gr																				
																	Div																				
70620	YOGITA RAMESH KAJATKAR			2531	79	19											77	18																		PASS	
1307235	301 0 301 M F			2533	79	19	0	10	0	10	2532	77	18	0	10	0	10	19	0	10	0	10															
																		354																			
																		9.40	20																		
																		7.65	I-D																		
																	Div Marks (1):- 640 / 20/G-0 (2):- 7.00 / 20/G-0 (3):- 7.80 / 20/G-0 (4):- 9.40 / 20/G-0																				

RESULT STATISTICS FOR THE COLLEGE

	Total	Fresh	Exam	Boys	Girls	Division	%
Appeared	43	43	0	7	36	I	19
Pass	37	37	0	6	31	II	0
Pass-%	86.05	86.05	0.00	86.71	86.11	III	0

Result Withheld	Failure
By Office W/O	Deleted
At Tabulation W/T	With Exemption
Unfair Means W/U	
By Enroll No W/E	
By ATKT No W/A	

Subjectwise Statistice Of Appeared And Pass % Counts

2531: 37/43 86.05%, 2532: 37/43 86.05%, 2533: 37/43 86.05%, 2536: 37/43 86.05%



College Code & Name: 0 301 G.S. Arts, Commerce & Science College, Khargapur

Roll No.	Name of the Candidate	W/E	Sub1	Sub2	Sub3	Sub4	Sub5	Sub6	Sub7	Sub8	Sub9	Sub10	Sub11	Sub12	Mark Out				Result			
															Grp_Tot	Remarks	Cr_GIS	Sgnl/Credit/Gr	Div			
301	JYOTI SADASHIV JADHAO		3205	80	20											80	20	0	10	0	10	PASS
301	W/A 24/11-14/10		3207	67	20											79	20	0	10	0	10	
															Div Marks (1)- 0.00 / 20/G-0 (2)- 0.00 / 20/G-0 (3)- 7.00 / 20/G-0 (4)- 9.80 / 20/G-0				384			
																			9.80			
																			20			
301	NAMRATA PANDIT JAWARE		3205	78	20											80	20	0	10	0	10	PASS
301	H/T F 24/11-14/10		3207	69	20											78	20	0	10	0	10	
															Div Marks (1)- 7.00 / 20/G-0 (2)- 6.00 / 20/G-0 (3)- 7.40 / 20/G-0 (4)- 9.80 / 20/G-0				385			
																			9.80			
																			20			
																			I-D			
301	RUPALI VISHNU PISE		3205	70	20											80	20	0	10	0	10	PASS
301	H/T F 24/11-14/10		3207	50	20											60	20	A	E	0	10	
															Div Marks (1)- 6.20 / 20/G-0 (2)- 6.20 / 20/G-0 (3)- 6.00 / 20/G-0 (4)- 8.80 / 20/G-0				340			
																			8.80			
																			20			
																			I			

RESULT STATISTICS FOR THE COLLEGE

Total	Presn	Emn	Boys	Girls	Division	%	Result WithHeld	Failure
3	3	0	0	3	I	1	By Office W/O	0
3	3	0	0	3	II	0	At Tabulation W/T	0
100.00	100.00	0.00	0.00	100.00	III	0	Unfair Means W/U	0
							By Enroll No W/E	0
							By ATKT No W/A	1
							Deleted	0
							With Exemption	0

Subjectwise Statistics Of Appeared And Pass % Cozrs

3205: 3/3 100.00%, 3206: 3/3 100.00%, 3207: 3/3 100.00%, 3208: 3/3 100.00%

College Code & Name: 0 301 G.S. Arts, Commerce & Science College, Khemganj.

Roll No.	Name of the Candidate	W/E	Sub1	Sub2	Sub3	Sub4	Sub5	Sub6	Sub7	Sub8	Sub9	Sub10	Sub11	Sub12	Mark Obt.	Result
Roll No.	Gen	Cat	Clg	Med	Sen	Remarks										Grp_Tot
																Cr_GHS
																Signs/Credits/Gr
																Div
21431	BEARATI TUKARAJ GAIKWAD															PASS
21432	301 0 301 E F															392
																10.00 20
																I
																474
																Div Marks (1):- 5.55* / 20/0-0 (2):- 5.20* / 20/0-0 (3):- 4.20 / 20/0-0 (4):- 10.00 / 20/0-0
21433	LAKSHI GOPAL SHREWANE															PASS
21434	301 0 301 E F															392
																10.00 20
																I
																474
																Div Marks (1):- 0.00 / 20/0-0 (2):- 0.00 / 20/0-0 (3):- 7.10 / 20/0-0 (4):- 10.00 / 20/0-0

RESULT STATISTICS FOR THE COLLEGE

	Total	Fresh	Exam	Boys	Girls	Division	%	Result	Failure
Appeared	2	2	0	2	2	I	100	By Office W/O	0
Pass	2	2	0	2	2	II	100	At Tabulation W/T	0
Pass %	100.00	100.00	0.00	100.00	100.00	III	100	Under Means W/U	0
								By Enroll No W/E	0
								By AIKT No W/A	1
								Deleted	0
								With Exemption	0

Subjectwise Statistics Of Appeared And Pass % Counts

2231: 2/2 100.00%, 2232: 2/2 100.00%, 2233: 2/2 100.00%, 2234: 2/2 100.00%

Tabulation Register

MASTER OF COMMERCE PART-II SEMESTER-IV(CGS) Summer 2020

Date 28-11-2020  
Page No 198

College Code & Name: 0 301 G S Arts, Commerce & Science College, Khungavn.

Roll No	Name of the Candidate	W/R	Mark Obt								Result								
EnRoll No	Can Cst Ctg	Med Sex	Remarks	Sub1	Sub2	Sub3	Sub4	Sub5	Sub6	Sub7	Sub8	Sub9	Sub10	Sub11	Sub12	Tot-Crnt/Cgpa/Cg-Gr	Grp_Tot	Remarks	
71079	YOGESH RAMESH BAWASKAR			4031	79	19	0	10	4035	79	19	0	10			19	0	10	PASS
13301503			W/A	4036	80	20	0	10	4037	79	19	0	10			19	0	10	394

10.00 20

4.06

Div Marks (1):- 6.25 / 20/G-0 (2):- 0.00 / 20/G-0 (3):- 0.00 / 20/G-0 (4):- 10.00 / 20/G-0

RESULT STATISTICS FOR THE COLLEGE

	Total	Fresh	Exam	Boys	Girls	Division	%	Result WithHeld	Failure
Appeared	91	91	0	23	68	I	24	By Office W/O	0
Pass	90	90	0	23	67	II	0	At Tabulation W/T	0
Pass-%	98.90	98.90	0.00	100.00	98.53	III	0	Unfair Means W/U	0
								By Enroll No W/E	0
								By ATKT No W/A	46
								Deleted	0
								With Exemption	1

Subjectwise Statistics Of Appeared And Pass % Counts

4031: 90/91 98.90%, 4035: 90/91 98.90%, 4036: 90/91 98.90%, 4037: 90/91 98.90%

4035: Sales&Distribution M.4036: International Busine 4039: International Marke.4036 Co-operative Managem.4033: Savings&Investment P



College Code & Name: 0 301 G S Science, Art & Commerce College, Khargapur

Roll No	Name of the Candidate				W/R	Sub1	Sub2	Sub3	Sub4	Sub5	Sub6	Sub7	Sub8	Sub9	Sub10	Sub11	Sub12	Mark Obt.	App Total	Result	Div	Remarks
	Can	Ca	Clg	Med																		

RESULT STATISTICS FOR THE COLLEGE

	Total	Fresh	Exem.	Boys	Girls	Division	%	Result WithHeld	Failure Deleted	With Exemption
appeared	34	34	0	17	17	I	2	By Office W/O	0	0
Pass	33	33	0	16	17	II	0	At Tabulation W/T	0	1
Pass %	97.06	97.06	0.00	94.12	100.00	III	0	Unfair Means W/U	0	0
								By Enroll No W/E	0	0
								By ATKT No W/A	0	0

Subjectwise Statistics Of Appeared And Pass % Counts

1711Direct Taxes: 33/34 97.06%, 1712Indirect Taxes: 33/34 97.06%, 1713Business And Econo: 33/34 97.06%, 1714Elements Of Commer: 33/34 97.06%



College Code & Name: 0 301 G.S.Science ,Art & Commerce College, Khambgan

Roll No	Name of the Candidate	W/H	Mark Obt.										Aggr Total	Div	Remarks									
EnRoll No	Gen	Cat	Clg	Med	Sex	Remarks	Sub1	Sub2	Sub3	Sub4	Sub5	Sub6	Sub7	Sub8	Sub9	Sub10	Sub11	Sub12	Out Of	Remarks				
86859 14301852	VISHAL SATISH DUDE						ETC	35	14	25		MTH	22	14	49	15	264			PASS				
315	0	301	E	M		(W/A) <i>esks/2019</i>	PHY	32	18	40										426	476	1491	II	
																			Div Marks (1):- 426 / 900	(2):- 476 / 900	(3):- 265 / 450	(4):- 264 / 450	Total	529 / 2700
86860 14301255	VISHNU PRAKASH DHAGE						BOT	29	20	49		CHE	26	20	50						287		PASS	
315	0	301	E	M		(W/A) <i>16/07/20</i>	ZOO	23	20	50														
																			Div Marks (1):- 529 / 900	(2):- 561 / 900	(3):- 282 / 450	(4):- 287 / 450	Total	1659 / 2700
86861 14301209	VIVEK SUNILRAO DESHMUKHE						CPV	XMP AA	12	33		ETC	XMP AA	12	25						119		FAIL	
315	0	301	E	M			PHY	XMP AA	14	24														
																			Div Marks (1):- 458 / 900	(2):- 0 / 900	(3):- 0 / 450	(4):- 119 / 450	Total	- 577 / 2700

RESULT STATISTICS FOR THE COLLEGE

Appeared	Total	Fresh	Exam	Boys	Girls	Division	%	Result WithHeld	Failure
	226	226	0	89	137	I	104	By Office W/O	0
Pass	156	156	0	47	109	II	11	At Tabulation W/T	0
Pass %	69.03	69.03	0.00	52.61	79.56	III	0	Unfair Means W/U	0
								By Enroll No W/S	0
								By AIKT No W/A	41
								Deleted	0
								With Exemption	69

Subjectwise Statistice Of Appeared And Pass % Counts

BOT Botany: 74/85 86.09%, CHE Chemistry: 115/146 78.77%, CPS Computer Science: 31/48 64.58%, CPV Computer Appliati: 18/21 85.71%, ETC Electronics (Inst: 26/32 81.25%, MTH Mathematics: 110/119 92.44%, PHY Physics: 72/92 78.26%, STS Statistics: 41/48 85.42%, ZOO Zoology: 73/86 84.88%,

CEE Chemistry ZOO: Zoology STS: Statistics SDT: Seed Technology PCH: Petrochemical Scine.MCB: Microbiology INC: Industrial Chemistry  
INT: Instrumentation ICV: Industrial Chemistry IFF: Industrial Fish & F.I.L.M.B: Industrial Microbiol.CPS: Computer Science ETC: Electronics (Instru.EVS: Environmental Science  
FIS: Fisheries PSC: Food Science GOG: Geology BCM: Biochemistry BPM: Bioinformatics BOT: Botany BSP: Biological Tech. & S.  
CMA: Computer Aided Design CRM: Computer Maintenance IFT: Information Technolo.MTH: Mathematics .PHY: Physics .GOP: Geography

College Code & Name: 0 301 G.S. Arts, Commerce & Science College, Kharghar.

Roll No	Name of the Candidate	W/H	Sub1	Sub2	Sub3	Sub4	Sub5	Sub6	Sub7	Sub8	Sub9	Sub10	Sub11	Sub12	Mark Obt.	Aggr Total Result	Div	Remarks
34757 16301291	VISHAL SAHEBRAO DOSE		1061	30	1062	38		1064	23						279			PASS V.O.No.18 Of 2001
334	0 301 E M	W/A	1063	35	1065	20	*1	44							44			
			1067					44										
Div Marks (1):- 475 / 1000 (2):- 512* / 900 (3):- 0 / 450 (4):- 279 / 450 Total - 1266 / 2800																		
34759 16301304	YOGESHWAR DIGAMBAR FINGLE		1061	XMF 29	1062	XMF 40		1064	XMF 24						249			FAIL
334	0 301 E M		1063	XMF 40	1065	XMF 25		46						45				
			1067					AA										
Div Marks (1):- 583* / 1000 (2):- 549 / 900 (3):- 274 / 450 (4):- 249 / 450 Total - 1655 / 2800																		

RESULT STATISTICS FOR THE COLLEGE

	Total	Fresh	Exam	Boys	Girls	Division	%	Result Withheld	Failure
Appeared	30	30	0	23	7	I	4	By Office W/O	0
Pass	18	18	0	15	3	II	5	At Tabulation W/T	0
Pass %	60.00	60.00	0.00	65.22	42.86	III	0	Unfair Means W/U	1
								By Enroll No W/E	0
								By ATKT No W/A	9
								Deleted	0
								With Exemption	11

Subjectwise Statistics Of Appeared And Pass % Counts

1061: 24/30 80.00%, 1062: 26/30 86.67%, 1063: 26/30 86.67%, 1064: 22/30 73.33%, 1065: 23/30 73.33%, 1066: 29/30 96.67%, 1067: 28/30 93.33%

1061: NET Using ASP . .1062: Client Server Techno 1063: MultiMedia & Its App. 1064: Software Testing . 1065: Advance Database Man 1066: Lab I Based On Sub 1. 1067: Lab II Based On Sub.

College Code & Name: 0 301 G.S. Arts, Commerce & Science College, Khambgan.

Roll No.	Name of the Candidate	W/H	Sub1	Sub2	Sub3	Sub4	Sub5	Sub6	Sub7	Sub8	Sub9	Sub10	Sub11	Sub12	III Year	I Year	II Year	Aggr Total Result	Div
Enroll No.	Can Cat Ctg Mfd Sex	Remarks	ENG	MAR	ECO	XMF	PLT	XMF	PLT	XMF	PLT	XMF	PLT	XMF				Out Of	
86133 16301570	VAISHALI DNYANDEV PANZADE 301 0 301 M F		ENG XMF 42 ECO XMF 59 POL 26	25	MAR XMF 53 HIS 13	28	246	242	297	FAIL	1500								
86137 16301333	WAJAHAT PARVEEN MOHAMMAD SHAFIQUE 301 0 301 H F		ENG XMF 23 ELT 31 ULT XMF 58	24	URD XMF 56 PLT XMF 58		250	276*	276	FAIL	1500								
86139 17301123	ZAKIR SHAH MURAD SHAH 301 0 301 E M W/A W/G		ENG 30 ELT 35 ULT 57	27	URD 76 PLT 64		289		316	PASS	605								
86140 173011233	ZAKIYA PARVEEN SHAIKH ABDULLAH 301 0 301 E F W/A W/G		ENG 34 ELT 37 ULT 55	27	URD 52 PLT 72		277		343	PASS	619								
86141 16301420	ZUBER GAFFAR KALIWALE 301 0 301 M M		ENG XMF 27 ECO XMF 51 POL 29	27	MAR XMF 46 HLT XMF 39	29	248	234	225	FAIL	1500								

RESULT STATISTICS FOR THE COLLEGE

	Total	Fresh	Exm	Boys	Girls	Division	%	Result WithHeld	Failure
Appeared	115	115	0	76	39	I	4	By Office W/O	0
Pass	29	29	0	18	11	II	14	At Tabulation W/T	0
Pass-%	25.22	25.22	0.00	23.68	28.21	III	0	Unfair Means W/U	1
								By Enroll No W/E	0
								By ATKT No W/A	20
								Deleted	0
								With Exemption	85

Subjectwise Statistics Of Appeared And Pass % Counts

ECO : 47/59 79.68%, ELT : 7/13 53.85%, ENG : 51/115 44.35%, HEC : 10/14 71.43%, HIN : 11/13 84.62%, HIS : 52/94 55.32%, HLT : 8/11 72.73%, MAR : 64/81 79.01%, M.LT : 22/35 62.86%, PEH : 0/2 0.00%, PLT : 10/10 100.00%, POL : 50/90 55.56%, SLT : 1/5 20.00%, SNS : 7/9 77.78%, ULT : 12/12 100.00%, URD : 12/12 100.00%

College Code & Name: 0 301 G.S. Arts, Commerce & Science College, Nhangson

Roll No.	Name of the Candidate	W/H	III Year	I Year	II Year	Aggr Total Result	Div
Detail No.	Can	Cat	Ctg	Med	Sex	Remarks	Out Of
			Sub1	Sub2	Sub3	Sub4	Sub5
			Sub6	Sub7	Sub8	Sub9	Sub10
			Sub11	Sub12			

RESULT STATISTICS FOR THE COLLEGE

Appeared	Total	Fresh	Exam	Boys	Girls	Division	%	Result WithHeld	Failure
	298	298	0	145	152	I	140	By Office W/O 0	Deleted 0
Pass	185	185	0	69	116	II	25	At Tabulation W/T 0	With Exemption 113
Pass-%	62.08	62.08	0.00	47.26	76.32	III	0	Unfair Means W/U 0	
								By Errorl No W/E 0	
								By ATKT No W/A 20	

Subjectwise Statistics Of Appeared And Pass % Counts

BEM : 247/298 82.89%, EFC : 253/298 84.90%, CMA : 248/298 83.22%, ENG : 211/298 70.81%, FOI : 271/298 90.94%, HIN : 55/56 98.21%, IBS : 268/298 89.93%, MAR : 231/242 95.45%



College Code & Name: 0 301 G.S Science ,Art & Commerce College, Khargone

Roll No	Name of the Candidate	W/H	Sub1	Sub2	Mark Obt.	Result
En.Roll No.	Can. Cat/Clg	Med. Sex	Remarks	Sub3		Grp. Tot.
				Sub4		Remarks
				Sub5		Cr. GIS
				Sub7		Sgpa/Credit/Gr
				Sub9		Div
				Sub11		
				Sub12		
					Total Crds/Cgpa/cg-Gr	

RESULT STATISTICS FOR THE COLLEGE

	Total	Fresh	Rem	Boys	Girls	Division	%	Result With/Heid	Failure
Appeared	18	18	0	4	14	I	3	By Office W/O	0
Pass	0	0	0	2	7	II	0	At Tabulation W/T	0
Pass-%	50.00	50.00	0.00	50.00	50.00	III	0	Unfair Means W/U	0
								By Enroll. No W/E	0
								By ATKT No W/A	5
								Deleted	0
								With Exemption	9

Subjectwise Statistics Of Appeared And Pass % Counts

2141: 17/18 94.44%, 2142: 14/18 77.78%, 2143: 9/18 50.00%, 2144: 17/18 94.44%, 3007: 18/18 100.00%, 3008: 18/18 100.00%,



2141: Spectroscopy-II . 2142: General Analytical C. 2143: Inorganic Chemistry. 2144: Organic Chemistry (Cr. 2147: Physical Chemistry-I. 2151: Analytical Chemistry. 2149: Based On Sub. 1. 2150: Industrial Chemistry. 2152: Analytical Chemistry. 2148: Physical Chemistry-I. 2146: Organic Chemistry (N.A. 2144: Inorganic Chemistry. 3007: Lab-VII

Tabulation Register

M. SC. (COMPUTER SCIENCE) SEMESTER-IV (CBCS) (NEW) Summer 2019

College Code & Name: 0 301 G.S. Science, Art & Commerce College, Khargone

Roll No.	Name of the Candidate	W/H	Sub1	Sub2	Sub3	Sub4	Sub5	Sub6	Sub7	Sub8	Sub9	Sub10	Sub11	Sub12	Mark Obt.	Result	Grp_Tot	Remarks	Cr_GIS	Signa/Credit/Cr	Div				
84504 43773	KU VAISHNAVI PURUSHOTTAM PANDAO		2911	2912	2913	2914	3007								17	PASS	EC 7								
	301 0 301 E F		17	DD 4	DD 4	45	39	17	17	CC 6					87		AB 9		387						
																5.94	CC	6.23 26 BC							
																Div Marks (1):- 5.92 / 26/G-0 (2):- 5.58 / 26/G-0 (3):- 6.04 / 26/G-0 (4):- 6.23 / 26/G-0 (Min/Obt-Cr+Gis):- 104 / 104/ 104									
84505 9228239	RAHUL SHRINRUSHNA BARGIR		2911	2912	2913	2914	3007								18	FAIL	CC 6								
	301 0 301 E M		XMP 20	XMF 40	XMF 34	XMF 36	XMF	18	CD 5	18					88		AB 9		380						
																0.00		5.27 21							
																Div Marks (1):- 0.00 / 26/G-0 (2):- 6.15 / 26/G-0 (3):- 6.42 / 26/G-0 (4):- 5.27 / 21/G-0 (Min/Obt-Cr+Gis):- 104 / 99/ 99									

RESULT STATISTICS FOR THE COLLEGE

Appeared	Total	Fresh	Exm	Boys	Girls	Division	%	Result WithHeld	Failure
20	20	0	0	2	18	I	11	By Office W/O	0
16	16	0	0	0	16	II	0	At Tabulation W/T	0
80.00	80.00	0.00	0.00	0.00	88.89	III	0	Unfair Means W/U	0
								By Enroll No W/E	0
								By ATEK No W/A	1
								Deleted	0
								With Exemption	4

Subjectwise Statistics Of Appeared And Pass % Counts

2911: 17/20 85.00%, 2912: 19/20 95.00%, 2913: 17/20 85.00%, 2914: 20/20 100.00%, 3007: 20/20 100.00%, 3008: 20/20 100.00%,

2911: Artificial Intelligence, 2912: Design & Analysis Of, 2913: Network Security, 2914: Mobile Communication, 2915: Digital Image Process, 2916: Software Testing, 2833: Numerical Method & C, 2834: Fuzzy Logic & Neural, 3007: Lab-VII, 3008: Project.

Tabulation Register

MA.(ECONOMICS) PART-II SEMESTER-IV Summer 2019

Date 15-07-2019  
Page No. 08

College Code & Name: 0 301 G.S. Arts, Commerce & Science College, Khargone.

Roll No.	Name of the Candidate	W/H	Sub1	Sub2	Sub3	Sub4	Sub5	Sub6	Sub7	Sub8	Sub9	Sub10	Sub11	Sub12	Mark Obt	Result		
Enroll No.	Can Cat/Ctg	Med Sex	Remarks													Grp_Tot		
														Tot-Crit/Cgpa/cg-Gr	Remarks			
															Cr_GIS			
															Sgpa/Credit/Gr			
															Div			
28380	YASHIM MUSLIM SURATNE		3121	XMPF 32	18	P	4	0	10	3122	XQ4P	AA	18	F	0	0	10	FAIL
14301809	301 0 301 M M		3123	XMPF AA	18	F	0	0	10	3125	XQ4P	AA	18	F	0	0	10	10+
														2.80	20			
														0.00				
														Div Marks (1):- 680/ 20/G- 0	(2):- 640/ 20/G- 0	(3):- 0.00/ 20/G- 0	(4):- 2.80/ 20/G- 0	
28381	VIJAY RAJENDRA TELANG		3121		50	B+	7	0	10	3122		44	20	B	6	0	10	PASS
12307334	301 0 301 M M		3123		32	P	4	0	10	3125		44	20	B	6	0	10	250
														6.60	20			
														I				
														6.60				
														Div Marks (1):- 540/ 20/G- 0	(2):- 660/ 20/G- 0	(3):- 7.80/ 20/G- 0	(4):- 6.60/ 20/G- 0	

RESULT STATISTICS FOR THE COLLEGE

Total	Fresh	Exm	Boys	Girls	Division	%	Result WithHeld	Failure
38	38	0	9	29	I	11	By Office W/O	0
16	16	0	5	11	II	1	At Tabulation W/T	1
Pass %	42.11	42.11	0.00	55.56	37.93	0	Unfair Means W/U	0
							By Enroll No W/E	0
							By ATKT No W/A	3
							Deleted	0
							With Exemption	21

Subjectwise Statistics Of Appeared And Pass % Counts

3121: 36/38 94.74%, 3122: 29/38 76.32%, 3123: 16/38 42.11%, 3125: 35/38 92.11%

International Trade & 3123: Indian Economic Pol. 3124: Business Cycles 3125: Demography 3126: Welfare Economics 3127: Economics Of Insurance



College Code & Name: 0 301 G.S. Arts, Commerce & Science College, Khairgaon.

Roll No	Name of the Candidate	W/E	Sub1	Sub2	Sub3	Sub4	Sub5	Sub6	Sub7	Sub8	Sub9	Sub10	Sub11	Sub12	Mark Ob.	Result							
Enroll No	Can	Cat	Clg	Med	Sex	Remarks										Grp. Tot							
																Remarks							
																Cr. SES							
																Sign/Credit/Gr							
																Div							
14816	SADANAND MAHADEO SHINGOTE						2531	X.M.F	48	18	B+	7	0	10	2532	X.M.F	26	19	F	0	0	10	FAIL
							2533	X.M.F	45	19	B	6	0	10	2536	X.M.F	36	18	P	4	0	10	
																							229
																							1.40 20

Div Marks (1):- 0.00 / 20G-0 (2):- 0.00 / 20G-0 (3):- 0.00 / 20G-0 (4):- 1.40 / 20G-0

RESULT STATISTICS FOR THE COLLEGE

Appeared	Total	Pres	Exam	Boys	Girls	Division	%	Result WithHeld	Failure	
19	19	0	7	12	I	4	By Office W/O	0	Deleted	0
4	4	0	2	2	II	0	At Tabulation W/T	0	With Exemption	15
Pen- %	21.05	21.05	0.00	28.57	16.67	III	0	Unfair Means W/U		
								By Error No W/E		
								By AIKT No W/A		

Subjectwise Statistics Of Appeared And Pen % Counts

2531: 16/19 84.21%, 2532: 5/19 26.32%, 2533: 16/19 84.21%, 2536: 8/19 42.11%,



2531: Upavohit Marathi .2532: Ehasha Vidhyar .2533: Marathi Balsahitya .2534: Marathi Valcharik Sa 2535: Ehashtarit Marathi 2536: Vidyan Sahitya .2537: Aardvasi Sahitya .  
2538: Muslim Marathi Sahit.

Tabulation Register

M.A.(HINDI) PART-II SEMESTER-IV Summer 2019

Date 13-06-2019  
Page No 7

College Code & Name: 0 301 G.S. Arts, Commerce & Science College, Khargason.

Roll No	Name of the Candidate	W/H	Sub1	Sub2	Sub3	Sub4	Sub5	Sub6	Sub7	Sub8	Sub9	Sub10	Sub11	Sub12	Mark Obt	Result	Crp_Tot	Remarks	Cr_GIS	Sigs/Credit/Gr	Div															
13047 1431535	✓ EKTA RAMESH KHEDKAR		3205	53	20	B+	7	0	10	3206	51	20	B+	7	0	10	PASS																			
	301 0 301 H F		3207	45	20	B	6	0	10	3208	40	20	C	5	0	10																				
																7.00	20																			
																6.45																				
																Div Marks (1):- 6.40 / 20/G-0 (2):- 6.40 / 20/G-0 (3):- 6.00* / 20/G-0 (4):- 7.00 / 20/G-0																				
13048 113156	✓ KOMAL HARIBHAU YADGIRE		3205	45	20	B	6	0	10	3206	53	20	B+	7	0	10	PASS																			
	301 0 301 H F		3207	44	20	B	6	0	10	3208	55	20	B+	7	0	10																				
																7.20	20																			
																6.70																				
																Div Marks (1):- 6.00 / 20/G-0 (2):- 6.60* / 20/G-0 (3):- 7.00 / 20/G-0 (4):- 7.20 / 20/G-0																				
13049 14301334	✓ POOJA KRISHNA TEKADE		3205	XMF 41	20	C	5	0	10	3206	XMF 39	20	P	4	0	10	FAIL																			
	301 0 301 H F		3207	XMP 22	20	F	0	0	10	3208	XMP 14	20	F	0	0	10																				
																3.80	20																			
																0.00																				
																Div Marks (1):- 5.20* / 20/G-0 (2):- 5.40 / 20/G-0 (3):- 6.20 / 20/G-0 (4):- 3.80 / 20/G-0																				
13050 1431589	✓ PRAJAKTA SANJAY BALAPURE		3205	47	20	B	6	0	10	3206	54	20	B+	7	0	10	PASS																			
	301 0 301 H F		3207	57	20	A	8	0	10	3208	55	20	B+	7	0	10																				
																7.60	20																			
																6.80																				
																Div Marks (1):- 6.40 / 20/G-0 (2):- 7.20 / 20/G-0 (3):- 6.00 / 20/G-0 (4):- 7.60 / 20/G-0																				

RESULT STATISTICS FOR THE COLLEGE

	Total	Fresh	Exam	Boys	Girls	Division	%	Result Withheld	Failure
Appeared	4	4	0	0	4	I	3	By Office W/O	Deleted
Pass	3	3	0	0	3	II	0	At Tabulation W/T	With Exemption
Pass-%	75.00	75.00	0.00	0.00	75.00	III	0	Unfair Means W/U	
								By Enroll No W/E	
								By ATKT No W/A	

Subjectwise Statistics Of Appeared And Pass % Counts

3205: 4/4 100.00%, 3206: 4/4 100.00%, 3207: 3/4 75.00%, 3208: 3/4 75.00%

3205: Adhyatik Kanya . 3206: Adhyatik Gadya Sahitya 3207: Bhadravijayan Ekam HI 3208: Nibandh/Pariyojna

College Code & Name: 0 301 G.S. Arts, Commerce & Science College, Khargone

Roll No.	Name of the Candidate	W/H	Mark Obt.	Result
Enroll No.	Enr. Cat. Clg. Med. Sex. Remarks			Grp. Tot.
		Sub1		Remarks
		Sub3		Or_GES
		Sub5		Sign/Credit Gr.
		Sub7		
		Sub9		
		Sub11		
		Sub2		
		Sub4		
		Sub6		
		Sub8		
		Sub10		
		Sub12		
			Tot. Crd/Cgpa/cg-Gr	Dgr

RESULT STATISTICS FOR THE COLLEGE

	Total	Fresh	Exam	Boys	Girls	Division	%	Result WithHeld	Failure
Appeared	5	5	0	2	3	I	0	By Office W/O	Deleted 0
Pass	0	0	0	0	0	II	0	At Tabulation W/T	With Exemption 5
Pass- 54	0.00	0.00	0.00	0.00	0.00	III	0	Unfair Means W/U	
								By Enroll No W/E	
								By ATKT No W/A	

Subjectwise Statistics Of Appeared And Pass% Counts

2231: 3/5 60.00%, 2232: 0/5 0.00%, 2233: 4/5 80.00%, 2236: 3/5 60.00%,



2232: Critical Theory . 2233: American Literature- 2234: Colonial And Post-Colonial World Literature In . 2236: Teaching Of English . 2237: Cultural Studies .

Tabulation Register  
 MASTER OF COMMERCE PART-II SEMESTER-IV(CGS) Summer 2019

College Code & Name: 0 301 G.S. Arts, Commerce & Science College, Khambgaon.

Roll No	Name of the Candidate	W/H	Sub1	Sub2	Sub3	Sub4	Sub5	Sub6	Sub7	Sub8	Sub9	Sub10	Sub11	Sub12	Mark Obt.	Result
Roll No	Can. Cat. Clg	Med Sex	Remarks												Tot. Crd/Cgp/W/Gr	Grp. Tot
4034	VISHAL PRAKASH JUMADE		4031	45	19										44	B+ 7
4035	W/A		4036	61	18	B+	7	4035	44	20				39	B 6	PASS
301	0 301 M M					A	8	4037	39	20					20	266
Div Marks (1):- 6.00 / 20/G-0 (2):- 6.25 / 20/G-0 (3):- 4.81 / 20/G-0 (4):- 7.00 / 20/G-0 7.00 20																
4045	YOGESH KISAN KHEDKAR		4031	42	15	B	6	4035	41	20					20	B+ 7
4036	W/A		4036	55	17	A	8	4037	33	16					16	P 4
301	0 301 M M															PASS
Div Marks (1):- 5.50 / 20/G-0 (2):- 6.00 / 20/G-0 (3):- 7.25 / 20/G-0 (4):- 6.25 / 20/G-0 6.25 20																
5742	NANDA KASHIRAM METKAR		4031	40		P	4	4035	42							P 4
4036	W/T		4036			F	0	4037								F 0
301	0 301 E F															0.00 20
Div Marks (1):- 0.00 / 20/G-0 (2):- 0.00 / 20/G-0 (3):- 0.00 / 20/G-0 (4):- 0.00 / 20/G-0 0.00 20																

RESULT STATISTICS FOR THE COLLEGE

Category	Total	Fresh	Emm	Boys	Girls	Division	%
Appear	85	85	0	17	69	I	22
Pass	73	73	0	10	63	II	0
Pass %	84.88	84.88	0.00	58.82	91.30	III	0

Category	Count
Result Withheld	0
By Office W/O	0
At Tabulation W/T	1
Unfair Means W/U	0
By Enroll No W/E	0
By ATKT No W/A	51
Failure Deleted	0
With Exemption	12

Subjectwise Statistics Of Appeared And Pass % Counts

4031: 77/85 89.53%, 4035: 76/84 89.27%, 4036: 79/85 91.88%, 4037: 77/86 89.53%

4031: Entrepreneurship & Ski 4032: Financial Institution 4033: Sales & Distribution M 4038: International Business 4039: International Market 4036: Co-operative Management 4033: Savings & Investment P

4034: Security Analysis & Po 4037: International Finance 4040: Foreign Trade

College Code & Name: 0 301 G.S.Science, Art & Commerce College, Khamgaon

Roll No.	Name of the Candidate	W/H	Sub1	Sub2	Sub3	Sub4	Sub5	Sub6	Sub7	Sub8	Sub9	Sub10	Sub11	Sub12	Mark Obt.	Aggr Total Result	Div
Enroll No.	Con Cat Ctg Med Sex Remarks															Remarks	Out Of
70721 14301682	SHUBHANGH ARUN KALASKAR 301 0 301 E F		1711 1713	XMF 43 XMF 46	18 18	1712 1714	XMP 17 XMP 37	19 20	218							FAIL	
																Div Marks (I)- 218 / 400	Total - 218 / 400
70722 15353426	SURABHI HARISH TOLAMBE 301 0 301 E F		1711 1713	33 40	18 18	1712 1714	33 48	19 20	229							PASS	II
																Div Marks (I)- 229 / 400	Total - 229 / 400
70723 15351690	VAIBHAV DEVIDAS KHARATE 301 0 301 E M	30.01.2010	1711 1713	XMF 43 XMP 36	18 18	1712 1714	XMP 39 XMF 41	19 20	219							FAIL	PASS II
																Div Marks (I)- 219 / 400	Total - 219 / 400
70724 15351805	VITTHAL SHANEAR WASHIMKAR 301 0 301 E M		1711 1713	XMP 29 XMP 28	18 18	1712 1714	XMP 03 XMF 48	19 20	183							FAIL	
																Div Marks (I)- 183 / 400	Total - 183 / 400
70725 15353474	VIVEKANAND GAJANAN DATE 301 0 301 E M		1711 1713	XMP 23 XMP 36	18 18	1712 1714	XMP 05 XMF 45	19 20	184							FAIL	
																Div Marks (I)- 184 / 400	Total - 184 / 400
70726 15351696	YOGESH MAROTI PAMEKAR 301 0 301 E M	5/11/19	1711 1713	37 XMF 41	18 19	1712 1714	XMP 39 XMF 50	19 20	219							FAIL	PASS I
																Div Marks (I)- 219 / 400	Total - 219 / 400

RESULT STATISTICS FOR THE COLLEGE

Category	Total	Fresh	Enn	Boys	Girls	Division	%	Result WithHeld	Failure Deleted	With Exemption
Appeared	42	42	0	14	28	I	9	By Office W/O	0	0
Pass	24	23	0	5	18	II	14	At Tabulation W/T	0	0
Pass %	54.76	54.76	0.00	35.71	64.29	III	0	Unfair Means W/U	0	0
								By Enroll No W/E	0	0
								By ATKT No W/A	0	0

Subjectwise Statistic Of Appeared And Pass % Cozrs

1711 Direct Taxes: 29/42 69.05%, 1712 Indirect Taxes: 24/42 57.14%, 1713 Business And Econo: 33/42 78.57%, 1714 Elements Of Commar: 30/42 71.43%

1711: Direct Taxes .1712: Indirect Taxes .1713: Business And Economi.1714: Elements Of Commerce.

*Dawar*

Digitally signed by  
Dr Dhananjay S.  
Talwankar, Principal,  
G S Science, Arts and  
Commerce College,  
Khamgaon  
Date: 2024.04.20  
17:03:30 +05'30'